



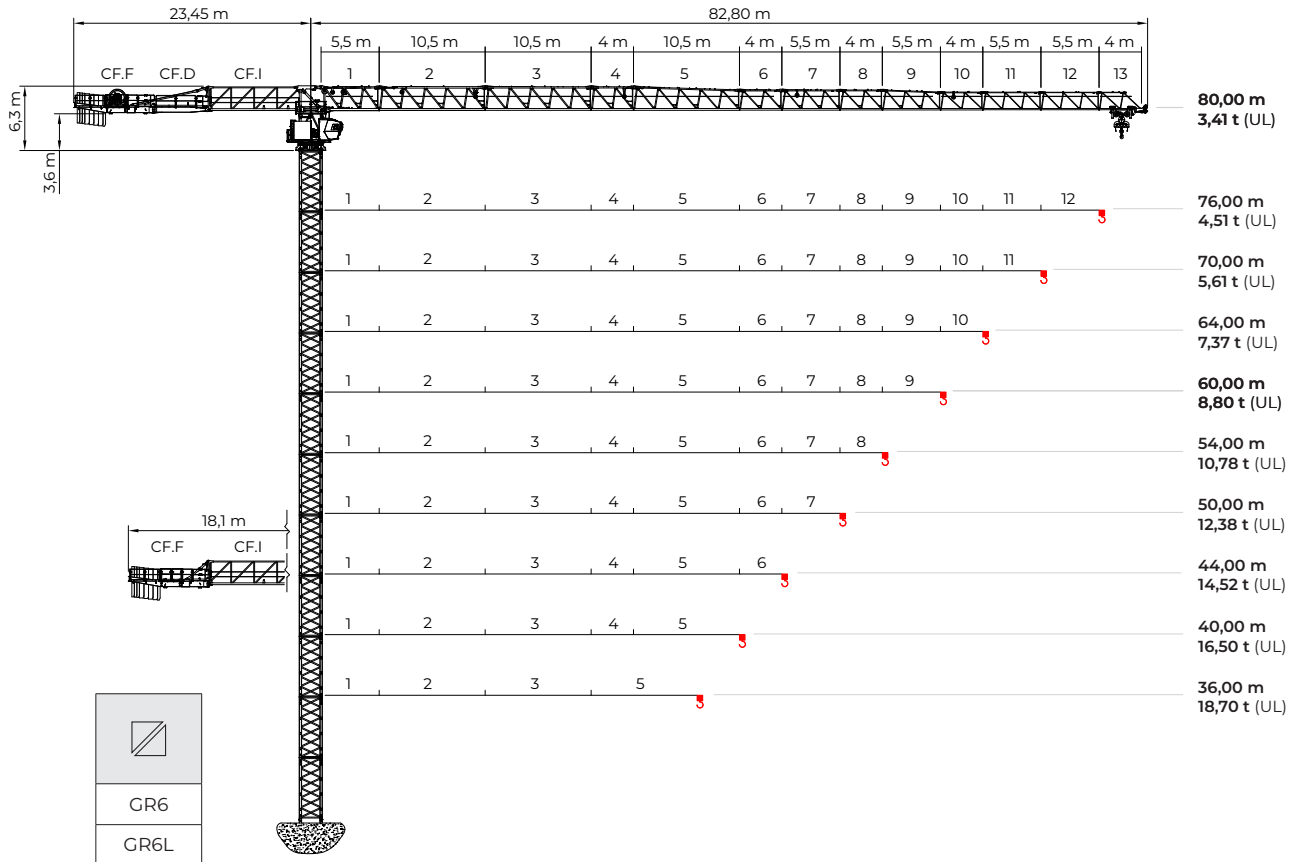
# T577-24

---

24 t - 80 m

TECHNICAL DATA SHEET

Configurations    Configurazioni    Configurations    Konfigurationen    Конфигурациях



GR6
GR6L

170	ULTRALIFT	CONCORE	ANTICOLLISION	LUMINA	










Mechanisms

Azionamenti

Actionnements

Antriebe

Приводы

 24 t	 12 t
	4 x 7,5 kW
	0-0,7 min
	110 kW - 25 Hz
	Ø 18 - 1030 m
	15 kW - 42 Hz
	Ø 12
	41 - 95 m/min





Counterweighting

Contrappesatura





Contrepoids

Gegenauslegerballast


балласт контр-стрелы

 (m)	 Q.ty x (kg 4600)	 Q.ty x (kg 2650)	 Tot. (kg)
80	4	4	29000
76	4	4	29000
70	4	3	26350
64	3	4	24400
60	4	2	23700
54	3	3	21750
50	3	3	21750
44	4	4	29000
40	4	3	26350
36	4	2	23700


Load curves	Curve di carico	Courbes de charges	Lastkurven	Кривые нагрузок
-------------	-----------------	--------------------	------------	-----------------

 (m)	17,00	20,00	25,00	30,00	36,00	40,00	44,00	47,00	50,00	54,00	57,00	60,00	64,00	67,00	70,00	73,00	76,00	80,00	
 	 24 t					 12 t													
<b>80 STD</b>	17,30	24,00	20,21	15,51	12,44	9,90	8,65	7,63	6,98	6,41	5,75	5,32	4,93	4,47	4,17	3,88	3,63	3,39	3,10
<b>80 UL</b>	18,20	24,00	21,50	16,53	13,28	10,61	9,28	8,20	7,51	6,91	6,22	5,76	5,35	4,86	4,54	4,24	3,97	3,72	3,41
<b>76 STD</b>	19,10	24,00	22,73	17,53	14,12	11,32	9,93	8,80	8,08	7,45	6,72	6,24	5,81	5,30	4,96	4,65	4,36	4,10	
<b>76 UL</b>	20,30	24,00	24,00	18,81	15,18	12,20	10,72	9,51	8,75	8,08	7,30	6,79	6,33	5,79	5,43	5,09	4,79	4,51	
<b>70 STD</b>	20,20	24,00	24,00	18,73	15,12	12,16	10,69	9,49	8,73	8,06	7,29	6,79	6,33	5,79	5,43	5,10			
<b>70 UL</b>	21,50	24,00	24,00	20,20	16,34	13,16	11,59	10,31	9,50	8,78	7,96	7,41	6,93	6,35	5,96	5,61			
<b>64 STD</b>	22,30	24,00	24,00	21,04	17,04	13,75	12,13	10,80	9,96	9,22	8,36	7,80	7,30	6,70					
<b>64 UL</b>	23,90	24,00	24,00	22,80	18,50	14,96	13,21	11,78	10,88	10,08	9,16	8,56	8,01	7,37					
<b>60 STD</b>	23,80	24,00	24,00	22,69	18,42	14,91	13,16	11,75	10,85	10,05	9,14	8,54	8,00						
<b>60 UL</b>	25,60	24,00	24,00	24,00	20,05	16,25	14,37	12,84	11,87	11,02	10,03	9,38	8,80						
<b>54 STD</b>	25,00	24,00	24,00	24,00	19,55	15,85	14,03	12,54	11,59	10,76	9,80								
<b>54 UL</b>	27,00	24,00	24,00	24,00	21,34	17,34	15,36	13,75	12,72	11,82	10,78								
<b>50 STD</b>	26,00	24,00	24,00	24,00	20,37	16,54	14,64	13,10	12,11	11,25									
<b>50 UL</b>	28,10	24,00	24,00	24,00	22,28	18,12	16,05	14,38	13,31	12,38									
<b>44 STD</b>	26,10	24,00	24,00	24,00	20,53	16,67	14,76	13,20											
<b>44 UL</b>	28,30	24,00	24,00	24,00	22,49	18,29	16,21	14,52											
<b>40 STD</b>	26,50	24,00	24,00	24,00	20,86	16,94	15,00												
<b>40 UL</b>	28,70	24,00	24,00	24,00	22,88	18,61	16,50												
<b>36 STD</b>	26,60	24,00	24,00	24,00	20,93	17,00													
<b>36 UL</b>	28,90	24,00	24,00	24,00	22,98	18,70													





Hoisting	Sollevamento	Levage	Heben	Подъем
----------	--------------	--------	-------	--------

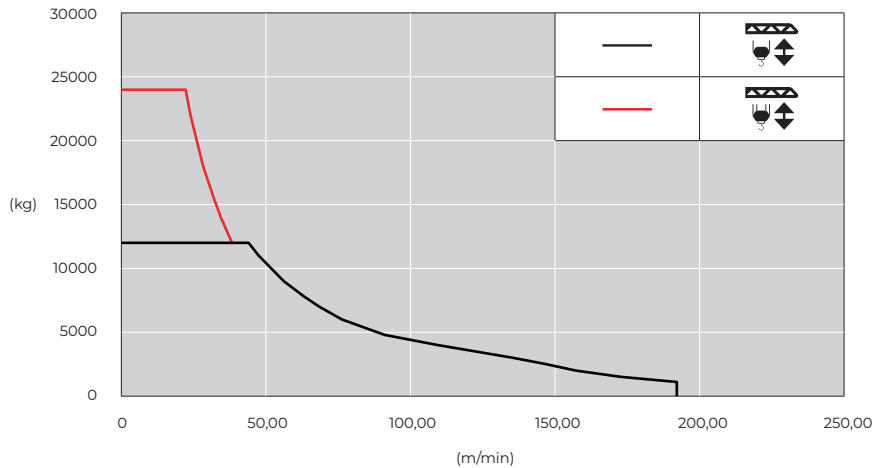


110 kW - 25 Hz



Ø 18 - 1030 m

 (kg)	 (kg)	 (m/min)	 (m/min)
12000	24000	0,00	0,00
12000	24000	8,75	4,38
12000	24000	43,75	21,88
11000	22000	47,25	23,63
10000	20000	51,63	25,81
9000	18000	56,00	28,00
7800	15600	63,00	31,50
7000	14000	68,25	34,13
6000	12000	76,13	38,07
4800	9600	91,01	45,50
4000	8000	109,38	54,69
3000	6000	135,63	67,82
2500	5000	147,01	73,50
2000	4000	157,51	78,76
1500	3000	173,26	86,63
1100	2200	192,51	96,26
0	0	192,51	96,26






Height under hook

Altezza sotto gancio




Hauteur sous crochet





Höhe unter dem Haken

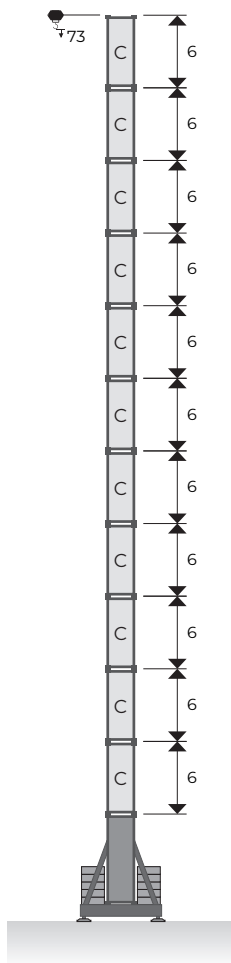
Высота под крюком





		
(m)	(type)	EN 14439 C25
2,3	GR6L	

E	---
D	---
C	GR6L Standard (6 m)
B	---

		
(m)	(m)	(t)
80	73	96

			
(type)	(type)	(type)	(t)
---	---	Base 8 m struts (GR6L)	5,000 8,000



 (m)		 (t) max	 (m)									
			80	76	70	64	60	54	50	44	40	36
73	11xC	76	66	76	76	/	/	/	/	/	/	/
67	10xC	96	46	56	56	76	86	96	86	/	/	/
61	9xC	86	36	36	36	66	76	86	76	86	86	86
55	8xC	76	36	36	36	56	56	66	66	66	76	76
49	7xC	66	36	36	36	46	46	56	56	56	66	66
43	6xC	66	36	36	36	36	36	56	56	56	66	66
37	5xC	66	36	36	36	36	36	56	56	56	66	66
31	4xC	66	36	36	36	36	36	56	56	56	66	66
25	3xC	66	36	36	36	36	36	56	56	56	66	66
19	2xC	66	36	36	36	36	36	56	56	56	66	66

/ Not allowed configuration



For different heights contact the technical department / Per altezze diverse contattare l'ufficio tecnico / Pour des hauteurs différentes contact le département technique / Für unterschiedliche Höhen Kontakt zum Technischen / Недопустимо увеличение высоты крана без согласования с технической службой производителя

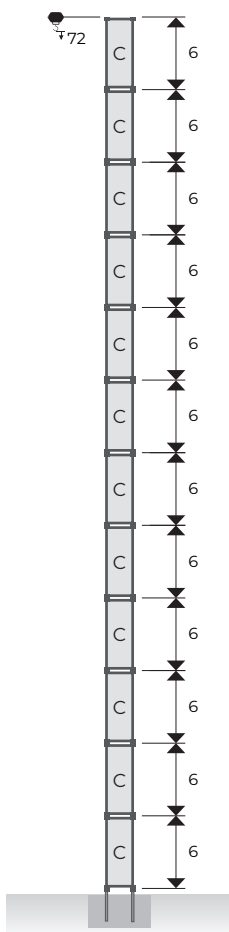
Height under hook	Altezza sotto gancio	Hauteur sous crochet	Höhe unter dem Haken	Высота под крюком
-------------------	----------------------	----------------------	----------------------	-------------------

(m)	(type)	EN 14439 C25
2,3	GR6L	

E	---
D	---
C	GR6L Standard (6 m)
B	---

(m)	(m)	(t)
80	72	---

(type)	(type)	(type)	(t)
GR6L	---	---	---

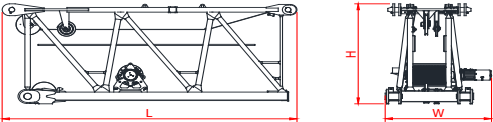

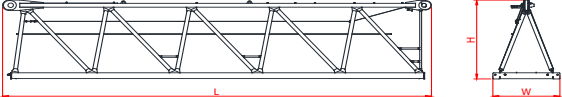
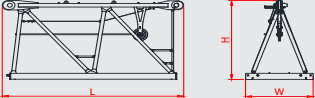
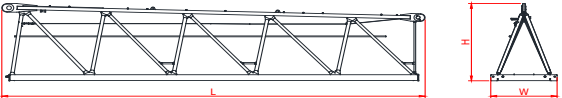
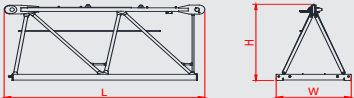
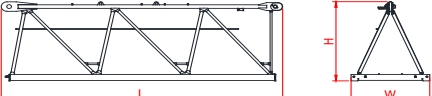


		(m)									
		80	76	70	64	60	54	50	44	40	36
72	12xC	X	/	/	/	/	/	/	/	/	/
66	11xC	X	X	X	/	/	/	/	/	/	/
60	10xC	X	X	X	X	X	X	X	/	/	/
54	9xC	X	X	X	X	X	X	X	X	X	X
48	8xC	X	X	X	X	X	X	X	X	X	X
42	7xC	X	X	X	X	X	X	X	X	X	X
36	6xC	X	X	X	X	X	X	X	X	X	X
30	5xC	X	X	X	X	X	X	X	X	X	X
24	4xC	X	X	X	X	X	X	X	X	X	X
18	3xC	X	X	X	X	X	X	X	X	X	X

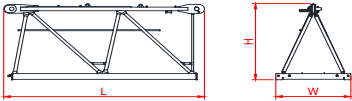
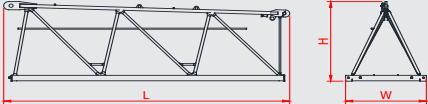
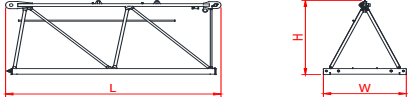
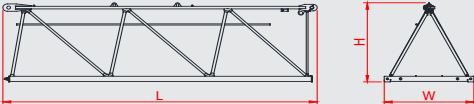
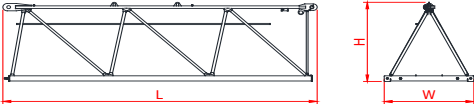
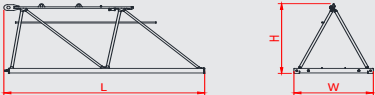
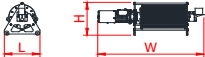
/	Not allowed configuration	X	Allowed configuration	1	Achievable without Booster element
---	---------------------------	---	-----------------------	---	------------------------------------

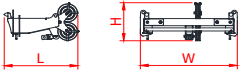
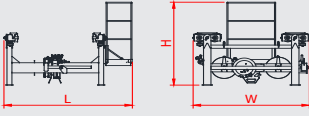
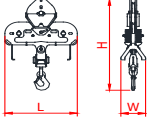
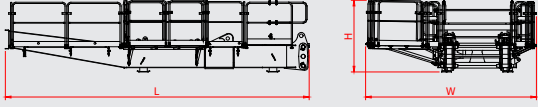
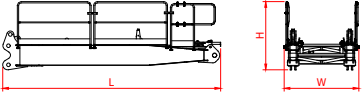
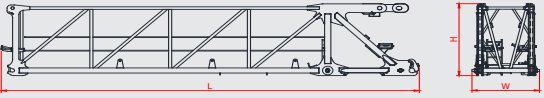
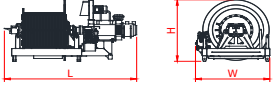


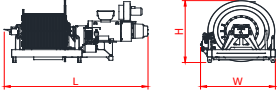
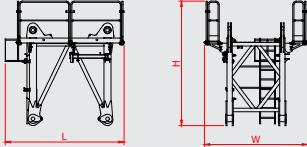
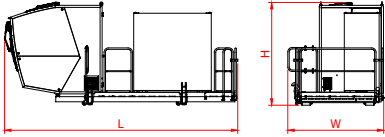
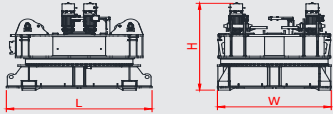
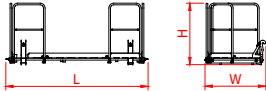
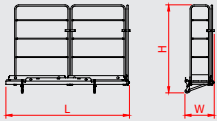
For different heights contact the technical department / Per altezze diverse contattare l'ufficio tecnico / Pour des hauteurs différentes contact le département technique / Für unterschiedliche Höhen Kontakt zum Technischen / Недопустимо увеличение высоты крана без согласования с технической службой производителя

Dimensions		Dimensioni			Encombremet		Abmessungen		Размеры	
ELEMENT	COMPOSITION	Q.TY	DIMENSIONS (m)			WEIGHT (kg)		DRAWING		
			L	W	H	UNIT	TOTAL			
Jib element 1	Including: trolley winch and accessories	1	6,14	2,21	2,54	5650	5650			
Jib element 2	Including: accessories	1	10,88	1,70	2,46	5450	5450			
Jib element 3	Including: accessories	1	10,88	1,70	2,44	4200	4200			
Jib element 4	Including: accessories	1	4,57	1,70	2,43	1600	1600			
Jib element 5	Including: accessories	1	10,85	1,70	2,42	3000	3000			
Jib element 6	Including: accessories	1	4,55	1,70	2,11	1100	1100			
Jib element 7	Including: accessories	1	6,08	1,70	2,09	1250	1250			

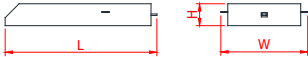



Dimensions		Dimensioni			Encombremet		Abmessungen		Размеры	
ELEMENT	COMPOSITION	Q,TY	DIMENSIONS (m)			WEIGHT (kg)		DRAWING		
			L	W	H	UNIT	TOTAL			
Jib element 8	Including: accessories	1	4,55	1,70	2,11	800	800			
Jib element 9	Including: accessories	1	6,02	1,70	2,04	950	950			
Jib element 10	Including: accessories	1	4,42	1,70	1,86	600	600			
Jib element 11	Including: accessories	1	5,96	1,70	1,83	650	650			
Jib element 12	Including: accessories	1	5,95	1,70	1,82	600	600			
Jib element 13	---	1	4,30	1,70	1,82	400	400			
Trolley winch	Including: ropes (120m) and electric cables	1	0,70	2,08	0,71	600	600			


Dimensions		Dimensioni		Encombremet		Abmessungen		Размеры	
ELEMENT	COMPOSITION	Q,TY	DIMENSIONS (m)			WEIGHT (kg)		DRAWING	
			L	W	H	UNIT	TOTAL		
Tip	---	1	1,40	1,85	0,80	250	250		
Trolley	Including: balcony	1	2,59	2,34	2,04	1100	1100		
Hook block	Including: primary hook block, secondary hook block, base ballasts and hook	1	1,47	0,50	2,25	1000	1000		
Counter-jib end section	Including: balconies, gratings, floors and accessories	1	8,06	4,53	1,90	5300	5300		
Spacer element	Including: floor, gangway, supports and accessories	1	5,71	1,96	1,78	2500	2500		
1st counterjib element	Including: gratings, trapdoor, ladder, floors and accessories	1	12,07	1,95	2,54	8580	8580		
Hoisting winch 110 kW	---	1	3,31	1,86	1,69	4250	4250		


Dimensions		Dimensioni			Encombremet		Abmessungen		Размеры	
ELEMENT	COMPOSITION	Q,TY	DIMENSIONS (m)			WEIGHT (kg)		DRAWING		
			L	W	H	UNIT	TOTAL			
Hoisting winch 86 kW	---	1	3,57	1,86	1,69	6000	6000			
Transfer tower	Including: ladder, balconies, jib of 500kg	1	3,35	2,91	3,5	2700	2700			
Access balcony	Including: cabin, electrical panel, trapdoors and railings	1	5,46	2,24	2,40	2200	2200			
Turntable, main bearing and main bearing base	Including: manifold, electrical cables and accessories	1	2,97	2,32	2,16	11500	11500			
Resistance door balcony	Including: railings, sling bar, resistances and choppers	1	2,93	1,25	1,26	500	500			
Rear balcony	Including: railings	1	3,02	0,72	2,15	200	200			

Dimensions	Dimensioni	Encombremet	Abmessungen	Размеры
------------	------------	-------------	-------------	---------

ELEMENT	COMPOSITION	Q,TY	DIMENSIONS (m)			WEIGHT (kg)		DRAWING
			L	W	H	UNIT	TOTAL	
Counterweight block	---	4	3,12	1,79	0,45	4600	18400	
Counterweight block	---	4	3,12	1,79	0,25	2650	10600	

Trasport	Transporto	Transporte	Transport	Транспортировка
----------	------------	------------	-----------	-----------------

	80 m	Top part / Parte rotante / Partie tournante / Drehender Kranteil / Поворотная часть
		Included counter weight and cabin / Cabina e contrappesi inclusi / Cabine et contrepoids incluses / Kabine und Gegengewichts Blöcke – inbegriffen / Противовес включен - кабина

	11 x 40 hc
	1 x 20 box

Control system	Sistema di controllo	Système de contrôle	Steuerungssystem	Система управления
----------------	----------------------	---------------------	------------------	--------------------


	CONCORE
-----------------------------------------------------------------------------------	---------

The result of extensive research and development based on customer feedback, the CONCORE control system is a latest-generation software, designed and developed in-house, for use with RAIMONDI CRANES S.p.A. a S.U. production cranes.

The control system allows the crane to be used for all its permissible purposes, the main safety systems to be constantly monitored, and the main operating functions of the machine to be parameterised and customised.


The main features of the human-machine interface are:














Colour touch screen monitor with wide viewing angle LCD
Resistive touch panel
Dedicated memory capacity
Ethernet
The SD / SDHC card slot
USB host port
Remote HMI access
















 Raimondi


**Key**




Key		Legenda	Légende	Zeichenerklärung	Условные обозначения	
		EN	IT	FR	DE	RU
	UL	Load diagrams with ultralift control	Curva di carico Ultralift	Courbes de charges Ultralift	Ultralift Lastkurven	Кривой Груз Ultralift
		Hook / tower axis distance	Interasse gancio / asse torre	Distance crochet / axe de la tour	Abstand Haken-Turmachse	Положение подъемного крюка относительно оси башни
		Mechanisms	Azionamenti	Mécanismes	Antriebe	Приводы
		Jib	Freccia	Flèche	Kranarm	стрела крана
		Hook / tower axis distance with maximum load	Interasse gancio / asse torre con carico massimo	Distance crochet / axe de la tour avec la charge maximale	Abstand Haken-Turmachse (bei maximaler Last)	Положение подъемного крюка относительно оси башни при котором можно поднять максимальный груз
		Base ballast blocks	Blocchi zavorra di base	Blocs de lest	Grundballast	блок балласта
		Counterweight blocks (Counterjib)	Blocco di contrappeso (Controfreccia)	Bloc de contrepoid (Contreflèche)	Gegengewichtsblöcke (gegenausleger)	Плиты противовеса (контр-стрела)
		Total counterweighting (Counterjib)	contrappesatura totale (Controfreccia)	Contrepoids total (Contreflèche)	Gesamt gegenauslegerballast (gegenausleger)	Тотальный балласт контр-стрелы (контр-стрела)
		Hoisting	Sollevamento	Levage	Heben	Подъем
		Trolleying	Traslazione carrello	Distribution	Katzfahren	Перемещение по стреле
		Slewing	Rotazione	Orientation	Schwenken	Поворот
		Tower width	Larghezza torre	Largeur de la tour	Turmelementbreite	Ширина башни
		Speed	Velocità	Vitesse	Geschwindigkeit	скорость



	Key	Legenda	Légende	Zeichenerklärung	Условные обозначения
	EN	IT	FR	DE	RU
	Height under hook	Altezza sotto gancio	Hauteur sous crochet	Höhe unter dem Haken	Высота под крюком
	Two - rope pull	Tiro a 2 funi	Tir à deux câbles	Einscherung 2/1	Двукратная запасовка тросов
	Four - rope pull	Tiro a 4 funi	Tir à quatre câbles	Einscherung 4/1	Четырехкратная запасовка тросов
	Base on steel pads	Base con piedi regolabili	Grue sur pieds réglables	Kran auf verstellbaren Füßen	Кран на регулируемых лапах
	Travelling base	Base traslante	Grue à traslation	Fahrbarer Kran	Кран передвижной
	Foundation legs	Gambe di fondazione	Pieds de fondation	Ankerbeine	Ножки основания
	Expendable foundation element	Tronchetto di fondazione	Elément a sceller	Fundamentanker	Анкер
	Required power	Potenza richiesta	Puissance requise	Erforderliche Leistung	Потребляемая мощность
	Wind conditions according to: ...	Condizioni del vento secondo norma: ...	Profil de vent suivant : ...	Windbedingungen gemäss: ...	Ветровой режим в соответствии с...
	Characteristics of the rope	Caratteristiche della fune	Caractéristiques de le du câble	Eigenschaften des Seils	Характеристики веревки
	Container	Container	Conteneur	Container	Футовый контейнер
	Lorry	Camion	Camion	Lkw	Грузовой автомобиль
	Max load	Carico massimo	Charge maximale	Maximale Belastung	максимальная нагрузка





EN	The data presented in this product guide is subject to change without prior notice. Being an non-binding commercial document, the reader is required to consult instruction manuals for all technical information.
IT	I dati contenuti nel presente catalogo potrebbero subire modifiche senza preavviso. Essendo un documento commerciale non vincolante si fa obbligo di consultare il manuale di istruzioni per tutte le informazioni tecniche.
FR	Les informations données dans les fiches présentes peuvent subir des modifications sans préavis. Étant un document commercial non contraignant, il est nécessaire de consulter le manuel d'instructions pour toutes les informations techniques.
DE	Die daten der vorliegenden blätter könnten ohne vorankündigung geändert werden. Unverbindliches Vertriebsdokument. Für technische Informationen, siehe die entspr chenden Anweisungen.
RU	данные, указанные в настоящих спецификациях, могут изменяться без предварительного предупреждения. Этот коммерческий документ не является юридически обязательным. Для получения технической информации, см. соответствующие инструкции.



**RAIMONDI CRANES S.p.A. a S.U.**

Via Donatori Volontari del Sangue, 100 | 20004 Arluno MI – Italy  
T. +39 02 897 086 10 | [info@raimondicranes.com](mailto:info@raimondicranes.com) | [www.raimondi.com](http://www.raimondi.com)