







T357-16

16 t - 77,5 m

TECHNICAL DATA SHEET

Configurations Configurazioni Configurations Konfigurationen Конфигурациях



-  GR5H
-  GR6
-  GR6L

					
CLASS 150	ULTRALIFT	CONCORE	ANTICOLLISION	LUMINA	










Mechanisms

Azionamenti

Actionnements

Antriebe

Приводы

 16 t	 8 t
	3 x 9,2 kW
	0-0,7 min
	75 kW - 42 Hz
	Ø 16 - 800 m
	7,5 kW - 50 Hz
	Ø 8
	13 - 74 m/min






Counterweighting

Contrappesatura

Contrepoids


Gegenauslegerballast

балласт контр-стрелы


 (m)	 Q.ty x (kg 4200)	 Q.ty x (kg 2500)	 Q.ty x (kg 1700)	 Tot. (kg)
77,5	4	4	3	31900
75	4	4	3	31900
72,5	4	4	3	31900
70	4	4	2	30200
67,5	4	4	2	30200
65	4	4	2	30200
60	4	3	3	29400
55	4	3	2	27700
50	4	2	2	25200
45	4	4	3	31900
40	4	4	2	30200
35	4	3	2	27700
30	3	3	2	23500

Load curves		Curve di carico			Courbes de charges			Lastkurven			Кривые нагрузок								
	(m)	17,50	25,00	30,00	35,00	40,00	45,00	50,00	52,50	55,00	57,50	60,00	62,50	65,00	67,50	70,00	72,50	75,00	77,50
	MAX	16 t				8 t													
77,5 STD	17,61	16,00	10,46	8,34	6,85	5,75	4,90	4,27	4,01	3,76	3,54	3,34	3,16	2,99	2,83	2,68	2,55	2,42	2,30
77,5 UL	18,52	16,00	11,14	8,90	7,33	6,16	5,30	4,63	4,35	4,09	3,86	3,64	3,44	3,26	3,09	2,94	2,79	2,66	2,53
75 STD	20,23	16,00	12,42	9,96	8,23	6,95	5,98	5,24	4,92	4,64	4,38	4,14	3,92	3,72	3,54	3,36	3,20	3,06	
75 UL	21,42	16,00	13,32	10,69	8,85	7,49	6,49	5,70	5,36	5,06	4,78	4,53	4,29	4,08	3,88	3,69	3,52	3,36	
72,5 STD	20,64	16,00	12,73	10,21	8,44	7,13	6,16	5,40	5,08	4,79	4,52	4,28	4,05	3,85	3,66	3,48	3,32		
72,5 UL	21,89	16,00	13,67	10,99	9,10	7,72	6,70	5,89	5,54	5,23	4,94	4,68	4,44	4,22	4,01	3,82	3,65		
70 STD	21,46	16,00	13,34	10,72	8,87	7,51	6,50	5,71	5,37	5,07	4,79	4,53	4,30	4,08	3,88	3,70			
70 UL	22,82	16,00	14,36	11,56	9,59	8,13	7,01	7,09	5,87	5,54	5,24	4,97	4,72	4,48	4,27	4,07			
67,5 STD	21,85	16,00	13,64	10,96	9,08	7,69	6,68	5,87	5,52	5,21	4,93	4,66	4,42	4,20	4,00				
67,5 UL	23,27	16,00	14,70	11,84	9,83	8,34	7,29	6,41	6,04	5,70	5,40	5,12	4,86	4,62	4,40				
65 STD	22,52	16,00	14,14	11,37	9,43	8,00	6,97	6,13	5,77	5,44	5,15	4,88	4,63	4,40					
65 UL	24,03	16,00	15,27	12,31	10,23	8,69	7,61	6,70	6,32	5,97	5,65	5,35	5,09	4,84					
60 STD	23,51	16,00	14,89	11,99	9,96	8,45	7,40	6,52	6,14	5,80	5,48	5,20							
60 UL	25,17	16,00	16,00	13,02	10,83	9,21	8,00	7,14	6,73	6,36	6,03	5,72							
55 STD	24,36	16,00	15,52	12,51	10,40	8,84	7,77	6,85	6,46	6,10									
55 UL	26,15	16,00	16,00	13,62	11,34	9,66	8,36	7,52	7,10	6,71									
50 STD	24,70	16,00	15,77	12,72	10,58	8,99	7,94	7,00											
50 UL	26,57	16,00	16,00	13,88	11,56	9,85	8,53	7,70											
45 STD	24,77	16,00	15,83	12,77	10,62	9,03	8,00												
45 UL	26,50	16,00	16,00	13,84	11,53	9,82	8,50												
40 STD	24,71	16,00	15,78	12,73	10,59	9,00													
40 UL	26,29	16,00	16,00	13,70	11,41	9,72													
35 STD	24,74	16,00	15,80	12,75	10,60														
35 UL	26,35	16,00	16,00	13,74	11,45														
30 STD	24,50	16,00	15,63	12,60															
30 UL	26,13	16,00	16,00	13,61															





Hoisting Sollevamento Levage Heben Подъём

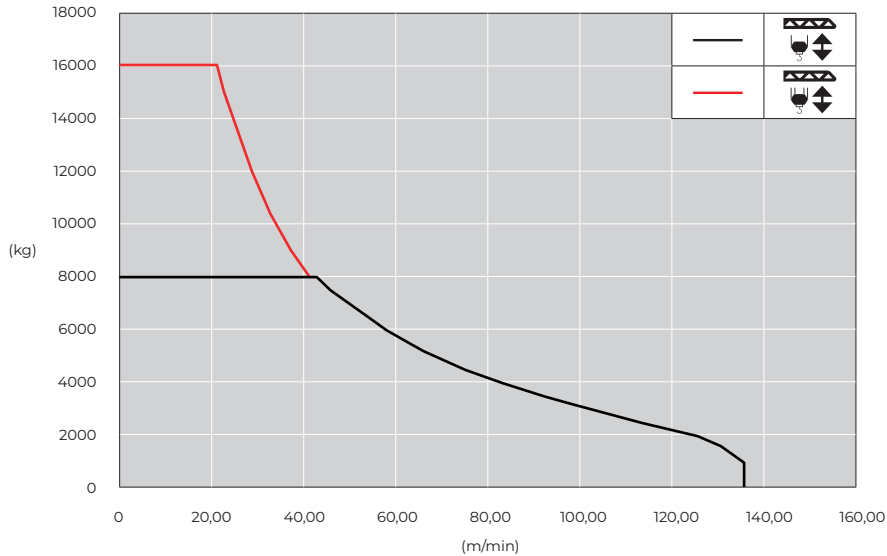


75 kW - 42 Hz



Ø 16 - 800 m

			
(kg)	(kg)	(m/min)	(m/min)
8000	16000	1,01	0,50
8000	16000	43,30	21,65
7500	15000	46,32	23,16
7000	14000	50,34	25,17
6500	13000	54,37	27,19
6000	12000	58,40	29,20
5500	11000	63,43	31,72
5200	10400	66,45	33,23
4500	9000	75,51	37,76
4000	8000	83,57	41,78
3500	7000	92,63	46,32
3200	6400	98,67	49,34
2500	5000	113,78	56,89
2000	4000	125,86	62,93
1625	3250	130,89	65,45
1000	2000	135,93	67,96
0	0	135,93	67,96






Height under hook

Altezza sotto gancio




Hauteur sous crochet





Höhe unter dem Haken

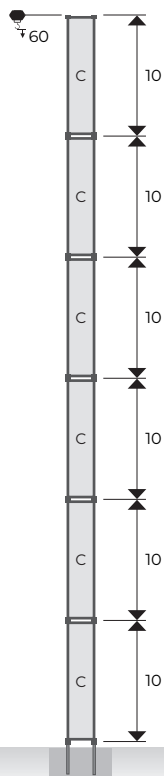
Высота под крюком

		
(m)	(type)	EN 14439 C25
2,1	GR5H	

E	---
D	GR5H Standard (3,75 m)
C	GR5H Standard (10 m)
B	---

		
(m)	(m)	(t)
77,5	60	---

			
(type)	(type)	(type)	(t)
GR5H	---	---	---



 (m)		 (m)												
		77,5	75	72,5	70	67,5	65	60	55	50	45	40	35	30
60	6xC	X	/	/	/	/	/	/	/	/	/	/	/	/
58	5xC + 2xD	X	X	X	X	X	X	/	/	/	/	/	/	/
54	5xC + 1xD	X	X	X	X	X	X	X	X	X	X	X	X	X
50	5xC	X	X	X	X	X	X	X	X	X	X	X	X	X
47,5	4xC + 2xD	X	X	X	X	X	X	X	X	X	X	X	X	X
44	4xC + 1xD	X	X	X	X	X	X	X	X	X	X	X	X	X
40	4xC	X	X	X	X	X	X	X	X	X	X	X	X	X

/	Not allowed configuration	X	Allowed configuration	1	Achievable without Booster element
---	---------------------------	---	-----------------------	---	------------------------------------



For different heights contact the technical department / Per altezze diverse contattare l'ufficio tecnico / Pour des hauteurs différentes contact le département technique / Für unterschiedliche Höhen Kontakt zum Technischen / Недопустимо увеличение высоты крана без согласования с технической службой производителя

Height under hook

Altezza sotto gancio

Hauteur sous crochet

Höhe unter dem Haken

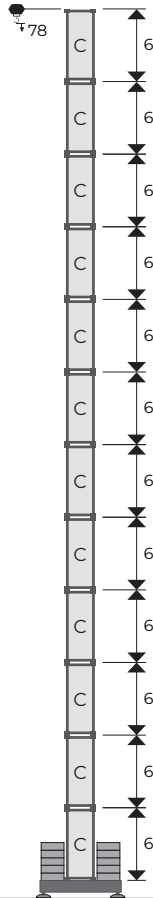
Высота под крюком

(m)	(type)	EN 14439 C25
2,3	GR6L	

E	---
D	---
C	GR6L Standard (6 m)
B	---

(m)	(m)	(t)
77,5	78	156

(type)	(type)	(type)	(t)
---	---	Base 8 m struts (GR6L)	5,000 8,000



			77,5	75	72,5	70	67,5	65	60	55	50	45	40	35	30
78	12xC	156	156	146	146	156	146	146	146	146	146	146	136	136	156
72	11xC	116	106	96	96	106	96	106	106	116	96	106	106	106	106
66	10xC	86	66	76	76	66	76	76	86	86	86	76	76	86	76
60	9xC	66	46	56	56	46	56	56	66	66	66	56	56	66	56
54	8xC	56	36	36	36	36	36	46	46	46	56	36	46	46	46
48	7xC	36	36	36	36	36	36	36	36	36	36	36	36	36	36
42	6xC	36	36	36	36	36	36	36	36	36	36	36	36	36	36
36	5xC	36	36	36	36	36	36	36	36	36	36	36	36	36	36
30	4xC	36	36	36	36	36	36	36	36	36	36	36	36	36	36
24	3xC	36	36	36	36	36	36	36	36	36	36	36	36	36	36

/ Not allowed configuration



For different heights contact the technical department / Per altezze diverse contattare l'ufficio tecnico / Pour des hauteurs différentes contact le département technique / Für unterschiedliche Höhen Kontakt zum Technischen / Недопустимо увеличение высоты крана без согласования с технической службой производителя




Height under hook








Altezza sotto gancio

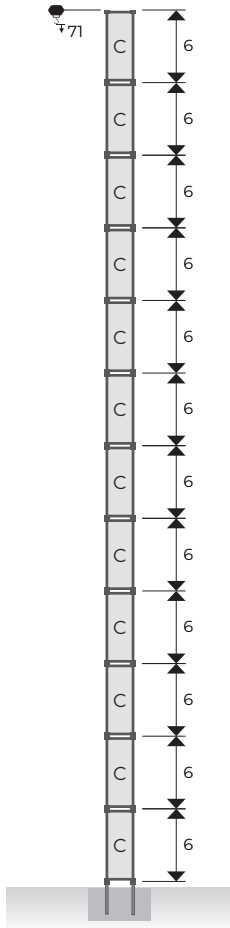
Hauteur sous crochet

Höhe unter dem Haken

Высота под крюком

			E ---
(m)	(type)	EN 14439 C25	D ---
2,3	GR6L		C GR6L Standard (6 m)
			B ---

						
(m)	(m)	(t)	(type)	(type)	(type)	(t)
77,5	71	---	GR6L	---	---	---

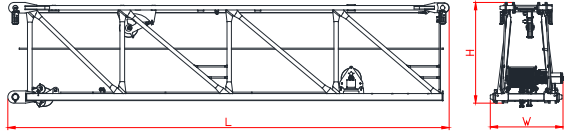
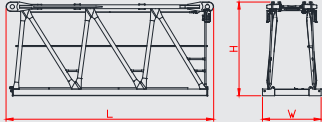
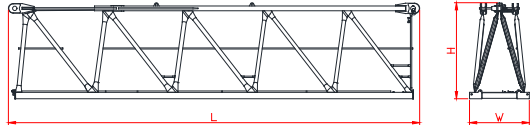
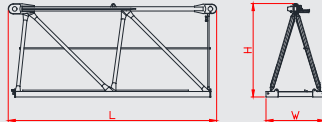
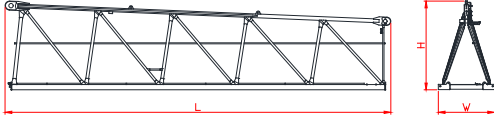
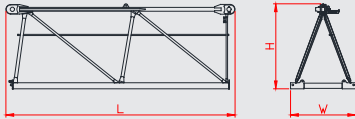
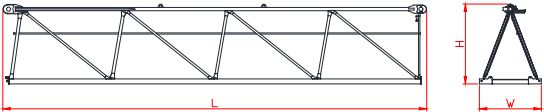


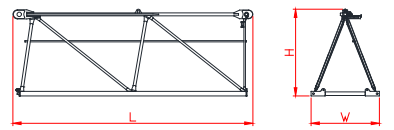
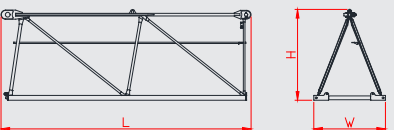
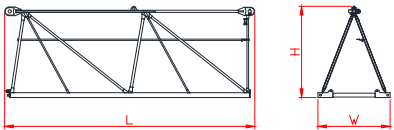
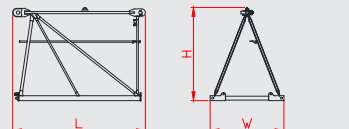
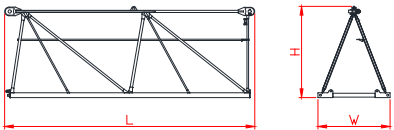
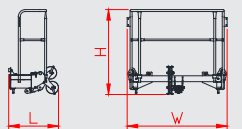
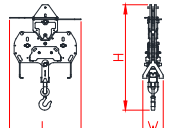
 (m)		 (m)												
		77,5	75	72,5	70	67,5	65	60	55	50	45	40	35	30
71	12xC	X	X	X	X	X	X	X	X	X	X	X	X	X
65	11xC	X	X	X	X	X	X	X	X	X	X	X	X	X
59	10xC	X	X	X	X	X	X	X	X	X	X	X	X	X
53	9xC	X	X	X	X	X	X	X	X	X	X	X	X	X
47	8xC	X	X	X	X	X	X	X	X	X	X	X	X	X
41	7xC	X	X	X	X	X	X	X	X	X	X	X	X	X
35	6xC	X	X	X	X	X	X	X	X	X	X	X	X	X
29	5xC	X	X	X	X	X	X	X	X	X	X	X	X	X
23	4xC	X	X	X	X	X	X	X	X	X	X	X	X	X
17	3xC	X	X	X	X	X	X	X	X	X	X	X	X	X

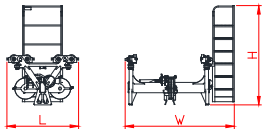
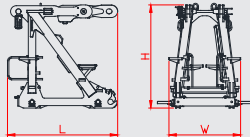
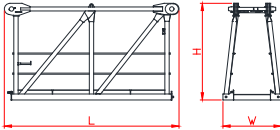
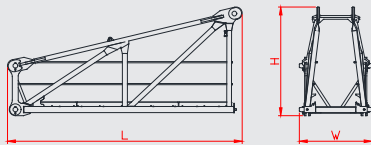
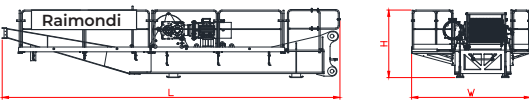
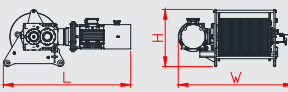
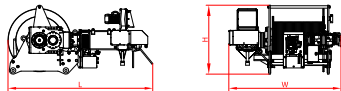
/	Not allowed configuration	X	Allowed configuration	1	Achievable without Booster element
---	---------------------------	---	-----------------------	---	------------------------------------



For different heights contact the technical department / Per altezze diverse contattare l'ufficio tecnico / Pour des hauteurs différentes contact le département technique / Für unterschiedliche Höhen Kontakt zum Technischen / Недопустимо увеличение высоты крана без согласования с технической службой производителя

Dimensions		Dimensioni			Encombremet		Abmessungen		Размеры	
ELEMENT	COMPOSITION	Q,TY	DIMENSIONS (m)			WEIGHT (kg)		DRAWING		
			L	W	H	UNIT	TOTAL			
Jib element 16	Including: trolley winch and accessories	1	10,84	1,79	2,47	6350	6350			
Jib element 23	Including: accessories	1	5,31	1,50	2,41	2250	2250			
Jib element 14	Including: accessories	1	10,32	1,50	2,41	3550	3550			
Jib element 3	Including: accessories	1	5,32	1,50	2,41	1350	1350			
Jib element 4	Including: accessories	1	10,30	1,50	2,37	2150	2150			
Jib element 5	Including: accessories	1	5,28	1,50	1,96	950	950			
Jib element 6	Including: accessories	1	10,27	1,50	1,96	1400	1400			

Dimensions		Dimensioni			Encombremet		Abmessungen		Размеры	
ELEMENT	COMPOSITION	Q.TY	DIMENSIONS (m)			WEIGHT (kg)		DRAWING		
			L	W	H	UNIT	TOTAL			
Jib element 7	Including: accessories	1	5,27	1,50	1,91	650	650			
Jib element 8	Including: accessories	1	5,24	1,50	1,90	550	550			
Jib element 9	Including: accessories	1	5,20	1,50	1,90	450	450			
Jib element 13	Including: accessories	1	2,70	1,50	1,90	270	270			
Jib element 10	Including: accessories	1	5,19	1,50	1,90	450	450			
Tip pull IV	Including: accessories	1	0,86	1,71	1,46	130	130			
Hook block 16t pull IV	Including: accessories	1	1,41	0,40	2,07	730	730			

Dimensions		Dimensioni			Encombrement		Abmessungen		Размеры	
ELEMENT	COMPOSITION	Q,TY	DIMENSIONS (m)			WEIGHT (kg)		DRAWING		
			L	W	H	UNIT	TOTAL			
Trolley pull IV	Including: accessories and balcony	1	1,53	2,33	2,13	550	550			
Cups	Including: gratings and accessories	1	2,67	1,75	2,50	3050	3050			
Spacer element	Including: accessories	1	4,35	1,45	2,41	1860	1860			
Spacer element	Including: accessories	1	5,36	1,66	2,48	2250	2250			
Counter-jib end section	Including: accessories (*rope excluded)	1	9,65	3,40	1,95	*9000	*9000			
Hoisting winch	Hoisting Winch 75 kW Non-braking version rope excluded	1	2,40	2,20	1,10	2500	2500			
Hoisting winch	Hoisting Winch 75 kW braking version rope excluded	1	2,69	2,09	1,28	3000	3000			

Dimensions		Dimensioni		Encombremet		Abmessungen		Размеры	
ELEMENT	COMPOSITION	Q,TY	DIMENSIONS (m)			WEIGHT (kg)		DRAWING	
			L	W	H	UNIT	TOTAL		
Access balcony	Including: cabin, railings and electrical box	1	4,00	2,12	2,37	2100	2100		
Access balcony (without cabin)	Including: railings and electrical box (excluding cabin)	1	2,92	2,12	2,31	1600	1600		
Turntable, main bearing and main bearing base - tower attachment GR6L	Including: electrical cables and accessories	1	3,21	2,31	2,22	8200	8200		
Service balcony	Including: railings and resistance	1	1,91	1,16	1,96	400	400		
Counterweight block	---	1	1,45	0,41	3,67	4200	---		
Counterweight block	---	1	1,45	0,27	3,67	2500	---		
Counterweight block	---	1	1,45	0,18	3,67	1700	---		

Trasport	Transporto	Transporte	Transport	Транспортировка
----------	------------	------------	-----------	-----------------

	77,5 m	Top part / Parte rotante / Partie tournante / Drehender Kranteil / Поворотная часть
		Included counter weight and cabin / Cabina e contrappesi inclusi / Cabine et contrepoids incluses / Kabine und Gegengewichts Blöcke – inbegriffen / Противовес включен - кабина

	6 x 13,60
---	-----------

Control system	Sistema di controllo	Système de contrôle	Steuerungssystem	Система управления
----------------	----------------------	---------------------	------------------	--------------------


	CONCORE
---	---------

The result of extensive research and development based on customer feedback, the CONCORE control system is a latest-generation software, designed and developed in-house, for use with RAIMONDI CRANES S.p.A. a S.U. production cranes.

The control system allows the crane to be used for all its permissible purposes, the main safety systems to be constantly monitored, and the main operating functions of the machine to be parameterised and customised.


The main features of the human-machine interface are:














Colour touch screen monitor with wide viewing angle LCD
Resistive touch panel
Dedicated memory capacity
Ethernet
The SD / SDHC card slot
USB host port
Remote HMI access

















 Raimondi


Key



Key		Legenda	Légende	Zeichenerklärung	Условные обозначения	
		EN	IT	FR	DE	RU
	UL	Load diagrams with ultralift control	Curva di carico Ultralift	Courbes de charges Ultralift	Ultralift Lastkurven	Кривой Груз Ultralift
		Hook / tower axis distance	Interasse gancio / asse torre	Distance crochet / axe de la tour	Abstand Haken-Turmachse	Положение подъемного крюка относительно оси башни
		Mechanisms	Azionamenti	Mécanismes	Antriebe	Приводы
		Jib	Freccia	Flèche	Kranarm	стрела крана
		Hook / tower axis distance with maximum load	Interasse gancio / asse torre con carico massimo	Distance crochet / axe de la tour avec la charge maximale	Abstand Haken-Turmachse (bei maximaler Last)	Положение подъемного крюка относительно оси башни при котором можно поднять максимальный груз
		Base ballast blocks	Blocchi zavorra di base	Blocs de lest	Grundballast	блок балласта
		Counterweight blocks (Counterjib)	Blocco di contrappeso (Controfreccia)	Bloc de contrepoid (Contreflèche)	Gegengewichtsblöcke (gegenausleger)	Плиты противовеса (контр-стрела)
		Total counterweighting (Counterjib)	contrappesatura totale (Controfreccia)	Contrepoids total (Contreflèche)	Gesamt gegenauslegerballast (gegenausleger)	Тотальный балласт контр-стрелы (контр-стрела)
		Hoisting	Sollevamento	Levage	Heben	Подъем
		Trolleying	Traslazione carrello	Distribution	Katzfahren	Перемещение по стреле
		Slewing	Rotazione	Orientation	Schwenken	Поворот
		Tower width	Larghezza torre	Largeur de la tour	Turmelementbreite	Ширина башни
		Speed	Velocità	Vitesse	Geschwindigkeit	скорость

	Key	Legenda	Légende	Zeichenerklärung	Условные обозначения
	EN	IT	FR	DE	RU
	Height under hook	Altezza sotto gancio	Hauteur sous crochet	Höhe unter dem Haken	Высота под крюком
	Two - rope pull	Tiro a 2 funi	Tir à deux câbles	Einscherung 2/1	Двукратная запасовка тросов
	Four - rope pull	Tiro a 4 funi	Tir à quatre câbles	Einscherung 4/1	Четырехкратная запасовка тросов
	Base on steel pads	Base con piedi regolabili	Grue sur pieds réglables	Kran auf verstellbaren Füßen	Кран на регулируемых лапах
	Travelling base	Base traslante	Grue à traslation	Fahrbarer Kran	Кран передвижной
	Foundation legs	Gambe di fondazione	Pieds de fondation	Ankerbeine	Ножки основания
	Expendable foundation element	Tronchetto di fondazione	Elément a sceller	Fundamentanker	Анкер
	Required power	Potenza richiesta	Puissance requise	Erforderliche Leistung	Потребляемая мощность
	Wind conditions according to: ...	Condizioni del vento secondo norma: ...	Profil de vent suivant : ...	Windbedingungen gemäss: ...	Ветровой режим в соответствии с...
	Characteristics of the rope	Caratteristiche della fune	Caractéristiques de le du câble	Eigenschaften des Seils	Характеристики веревки
	Container	Container	Conteneur	Container	Футовый контейнер
	Lorry	Camion	Camion	Lkw	Грузовой автомобиль
	Max load	Carico massimo	Charge maximale	Maximale Belastung	максимальная нагрузка





EN	The data presented in this product guide is subject to change without prior notice. Being an non-binding commercial document, the reader is required to consult instruction manuals for all technical information.
IT	I dati contenuti nel presente catalogo potrebbero subire modifiche senza preavviso. Essendo un documento commerciale non vincolante si fa obbligo di consultare il manuale di istruzioni per tutte le informazioni tecniche.
FR	Les informations données dans les fiches présentes peuvent subir des modifications sans préavis. Étant un document commercial non contraignant, il est nécessaire de consulter le manuel d'instructions pour toutes les informations techniques.
DE	Die daten der vorliegenden blätter könnten ohne vorankündigung geändert werden. Unverbindliches Vertriebsdokument. Für technische Informationen, siehe die entspr chenden Anweisungen.
RU	данные, указанные в настоящих спецификациях, могут изменяться без предварительного предупреждения. Этот коммерческий документ не является юридически обязательным. Для получения технической информации, см. соответствующие инструкции.



RAIMONDI CRANES S.p.A. a S.U.

Via Donatori Volontari del Sangue, 100 | 20004 Arluno MI – Italy
T. +39 02 897 086 10 | info@raimondicranes.com | www.raimondi.com