

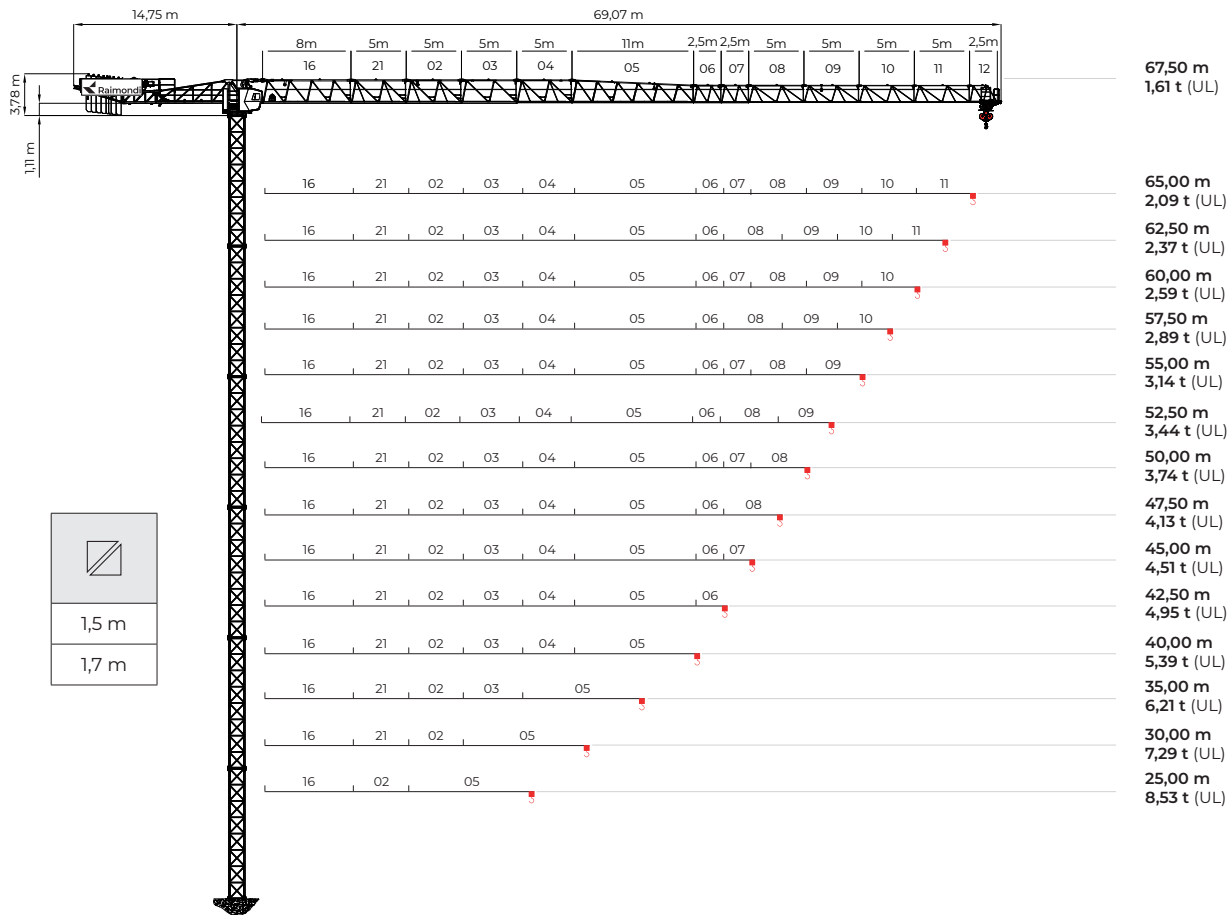


T187-10

10 t - 67,5 m

TECHNICAL DATA SHEET

Configurations Configurazioni Configurations Konfigurationen Конфигурацияx



CLASS	ULTRALIFT	CONCORE	ANTICOLLISION	LUMINA	CE

























Mechanisms

Azionamenti

Actionnements

Antriebe

Приводы

 10 t		 5 t		 10 t	
	2 x 5,5 kW		2 x 5,5 kW		2 x 5,5 kW
	0-0,8 min		0-0,8 min		0-0,8 min
	30 kW - 30 Hz		30 kW - 30 Hz		37 kW - 25 Hz
	Ø 12 - 510 m		Ø 12 - 510 m		Ø 16 - 225 m
	6,6 kW - 50 Hz		6,6 kW - 50 Hz		6,6 kW - 50 Hz
	Ø 8		Ø 8		Ø 8
	13 - 74 m/min		13 - 74 m/min		13 - 74 m/min





Counterweighting





Contrappesatura





Contrepoids

Gegenauslegerballast

балласт контр-стрелы

 (m)	 Q.ty x (kg 3000)	 Q.ty x (kg 1500)	 Tot. (kg)
67,5	7	2	24000
65	7	2	24000
62,5	7	2	24000
60	7	1	22500
57,5	7	1	22500
55	7	1	22500
52,5	6	2	21000
50	6	2	21000
47,5	6	1	19500
45	6	1	19500
42,5	6	1	19500
40	5	2	18000
35	5	1	16500
30	4	1	13500
25	3	1	10500

Load curves		Curve di carico				Courbes de charges				Lastkurven				Кривые нагрузок						
	(m)	13,75	15,00	20,00	25,00	30,00	35,00	40,00	42,50	45,00	47,50	50,00	52,50	55,00	57,50	60,00	62,50	65,00	67,50	
		 10 t					 5 t													
67,5 STD	14,48	10,00	9,61	6,89	5,29	4,23	3,49	2,95	2,73	2,54	2,37	2,22	2,08	1,95	1,83	1,73	1,63	1,54	1,46	
67,5 UL	15,32	10,00	10,00	7,36	5,66	4,52	3,76	3,20	2,97	2,76	2,58	2,41	2,26	2,13	2,01	1,89	1,79	1,69	1,61	
65 STD	16,27	10,00	10,00	7,90	6,09	4,90	4,05	3,45	3,21	2,99	2,79	2,62	2,46	2,31	2,18	2,06	1,95	1,85		
65 UL	17,31	10,00	10,00	8,48	6,55	5,28	4,40	3,75	3,49	3,26	3,05	2,86	2,69	2,53	2,39	2,26	2,14	2,04		
62,5 STD	16,80	10,00	10,00	8,20	6,33	5,10	4,23	3,61	3,35	3,12	2,92	2,74	2,57	2,43	2,29	2,16	2,05			
62,5 UL	17,91	10,00	10,00	8,82	6,82	5,51	4,60	3,93	3,65	3,41	3,19	3,00	2,82	2,66	2,51	2,38	2,26			
60 STD	17,24	10,00	10,00	8,44	6,52	5,26	4,38	3,74	3,47	3,24	3,03	2,84	2,67	2,52	2,38	2,25				
60 UL	18,41	10,00	10,00	9,10	7,05	5,69	4,77	4,07	3,79	3,54	3,31	3,11	2,93	2,76	2,61	2,48				
57,5 STD	17,72	10,00	10,00	8,71	6,74	5,44	4,54	3,87	3,60	3,36	3,15	2,95	2,78	2,62	2,48					
57,5 UL	18,95	10,00	10,00	9,41	7,29	5,90	4,95	4,23	3,94	3,68	3,45	3,24	3,05	2,88	2,72					
55 STD	18,09	10,00	10,00	8,92	6,90	5,57	4,66	3,99	3,71	3,46	3,24	3,04	2,86	2,70						
55 UL	19,39	10,00	10,00	9,65	7,49	6,06	5,04	4,36	4,06	3,79	3,55	3,34	3,15	2,97						
52,5 STD	18,60	10,00	10,00	9,21	7,13	5,76	4,83	4,13	3,85	3,59	3,36	3,16	2,98							
52,5 UL	19,97	10,00	10,00	9,98	7,74	6,27	5,23	4,53	4,22	3,94	3,69	3,47	3,27							
50 STD	18,98	10,00	10,00	9,43	7,30	5,90	4,96	4,25	3,95	3,69	3,46	3,25								
50 UL	20,41	10,00	10,00	10,00	7,94	6,44	5,37	4,65	4,34	4,05	3,80	3,58								
47,5 STD	19,56	10,00	10,00	9,75	7,56	6,12	5,10	4,41	4,11	3,84	3,60									
47,5 UL	21,06	10,00	10,00	10,00	8,24	6,68	5,58	4,84	4,51	4,22	3,96									
45 STD	19,98	10,00	10,00	9,99	7,75	6,27	5,23	4,54	4,23	3,95										
45 UL	21,54	10,00	10,00	10,00	8,45	6,86	5,73	4,98	4,64	4,35										
42,5 STD	20,43	10,00	10,00	10,00	7,95	6,44	5,37	4,67	4,35											
42,5 UL	22,06	10,00	10,00	10,00	8,68	7,05	5,89	5,03	4,79											
40 STD	20,69	10,00	10,00	10,00	8,07	6,54	5,46	4,75												
40 UL	22,37	10,00	10,00	10,00	8,82	7,16	5,99	5,12												
35 STD	20,82	10,00	10,00	10,00	8,13	6,59	5,50													
35 UL	22,21	10,00	10,00	10,00	8,75	7,11	5,94													
30 STD	20,58	10,00	10,00	10,00	8,02	6,50														
30 UL	21,98	10,00	10,00	10,00	8,65	7,02														
25 STD	20,09	10,00	10,00	10,00	7,80															
25 UL	21,14	10,00	10,00	10,00	8,27															

Load curves		Curve di carico		Courbes de charges		Lastkurven		Кривые нагрузок											
	(m)	13,75	15,00	20,00	25,00	30,00	35,00	40,00	42,50	45,00	47,50	50,00	52,50	55,00	57,50	60,00	62,50	65,00	67,50
		 10 t																	
67,5 STD	15,34	10,00	10,00	7,36	5,65	4,53	3,73	3,14	2,89	2,68	2,48	2,31	2,15	2,01	1,88	1,76	1,65	1,55	1,46
67,5 UL	16,23	10,00	10,00	7,86	6,05	4,86	4,01	3,38	3,13	2,90	2,69	2,51	2,34	2,19	2,05	1,93	1,81	1,70	1,61
65 STD	17,38	10,00	10,00	8,52	6,57	5,29	4,38	3,70	3,43	3,18	2,96	2,76	2,58	2,42	2,27	2,14	2,01	1,90	
65 UL	18,50	10,00	10,00	9,15	7,07	5,71	4,74	4,02	3,72	3,46	3,22	3,01	2,82	2,65	2,49	2,35	2,21	2,09	
62,5 STD	18,15	10,00	10,00	8,95	6,91	5,57	4,62	3,92	3,63	3,37	3,14	2,93	2,75	2,58	2,42	2,28	2,15		
62,5 UL	19,36	10,00	10,00	9,64	7,46	6,03	5,01	4,26	3,94	3,67	3,42	3,20	3,00	2,82	2,66	2,50	2,37		
60 STD	18,52	10,00	10,00	9,16	7,08	5,72	4,75	4,02	3,73	3,46	3,23	3,02	2,83	2,65	2,49	2,35			
60 UL	19,80	10,00	10,00	9,89	7,66	6,19	5,15	4,38	4,06	3,78	3,53	3,30	3,09	2,91	2,74	2,59			
57,5 STD	19,20	10,00	10,00	9,55	7,39	5,97	4,96	4,21	3,90	3,63	3,39	3,17	2,97	2,79	2,63				
57,5 UL	20,56	10,00	10,00	10,00	8,00	6,48	5,40	4,59	4,26	3,97	3,70	3,47	3,26	3,06	2,89				
55 STD	19,51	10,00	10,00	9,72	7,53	6,08	5,06	4,30	3,98	3,70	3,46	3,23	3,03	2,85					
55 UL	20,92	10,00	10,00	10,00	8,16	6,61	5,51	4,69	4,35	4,05	3,79	3,55	3,33	3,14					
52,5 STD	19,94	10,00	10,00	9,97	7,72	6,24	5,20	4,42	4,10	3,81	3,56	3,33	3,13						
52,5 UL	21,42	10,00	10,00	10,00	8,39	6,80	5,67	4,83	4,48	4,18	3,90	3,66	3,44						
50 STD	20,25	10,00	10,00	10,00	7,86	6,36	5,30	4,50	4,18	3,89	3,63	3,40							
50 UL	21,79	10,00	10,00	10,00	8,55	6,93	5,79	4,93	4,58	4,27	3,99	3,74							
47,5 STD	20,76	10,00	10,00	10,00	8,09	6,55	5,46	4,64	4,31	4,01	3,75								
47,5 UL	22,36	10,00	10,00	10,00	8,81	7,15	5,97	5,09	4,73	4,41	4,13								
45 STD	21,11	10,00	10,00	10,00	8,25	6,68	5,57	4,74	4,40	4,10									
45 UL	22,77	10,00	10,00	10,00	8,99	7,30	6,10	5,20	4,84	4,51									
42,5 STD	21,48	10,00	10,00	10,00	8,42	6,82	5,69	4,85	4,50										
42,5 UL	23,20	10,00	10,00	10,00	9,19	7,46	6,24	5,32	4,95										
40 STD	21,68	10,00	10,00	10,00	8,50	6,89	5,75	4,90											
40 UL	23,44	10,00	10,00	10,00	9,30	7,55	6,31	5,39											
35 STD	21,67	10,00	10,00	10,00	8,50	6,89	5,75												
35 UL	23,12	10,00	10,00	10,00	9,15	7,43	6,21												
30 STD	21,30	10,00	10,00	10,00	8,33	6,75													
30 UL	22,74	10,00	10,00	10,00	8,98	7,29													
25 STD	20,67	10,00	10,00	10,00	8,05														
25 UL	21,74	10,00	10,00	10,00	8,53														

Hoisting

Sollevamento

Levage

Heben





Подъем

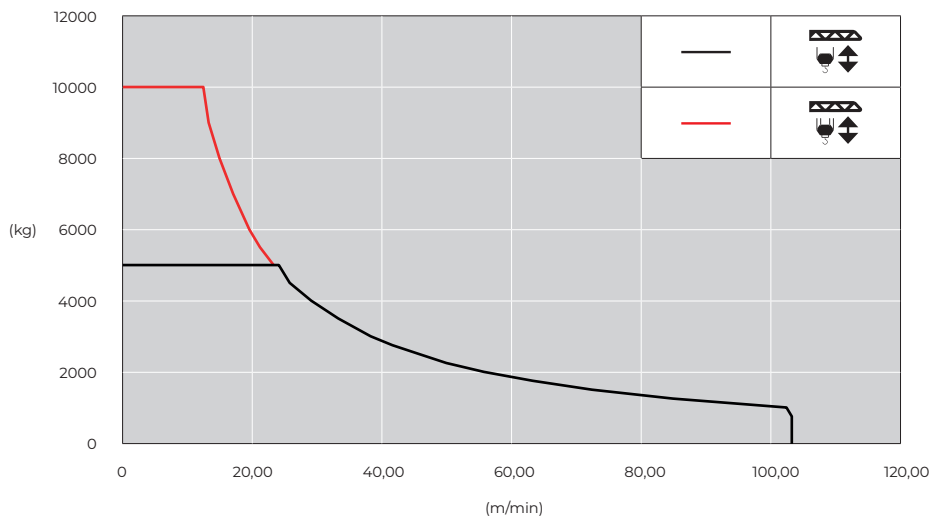


30 kW - 30 Hz



Ø 12 - 510 m

			
(kg)	(kg)	(m/min)	(m/min)
5000	10000	0,83	0,42
5000	10000	25,04	12,52
4500	9000	26,71	13,35
4000	8000	30,04	15,02
3500	7000	34,22	17,11
3000	6000	39,22	19,61
2750	5500	42,56	21,28
2500	5000	46,74	23,37
2250	4500	50,91	25,45
2000	4000	56,75	28,38
1750	3500	64,26	32,13
1500	3000	73,44	36,72
1250	2500	85,96	42,98
1000	2000	103,49	51,74
750	1500	104,32	52,16
500	1000	104,32	52,16
0	0	104,32	52,16



Hoisting

Sollevamento

Levage

Heben



Подъём

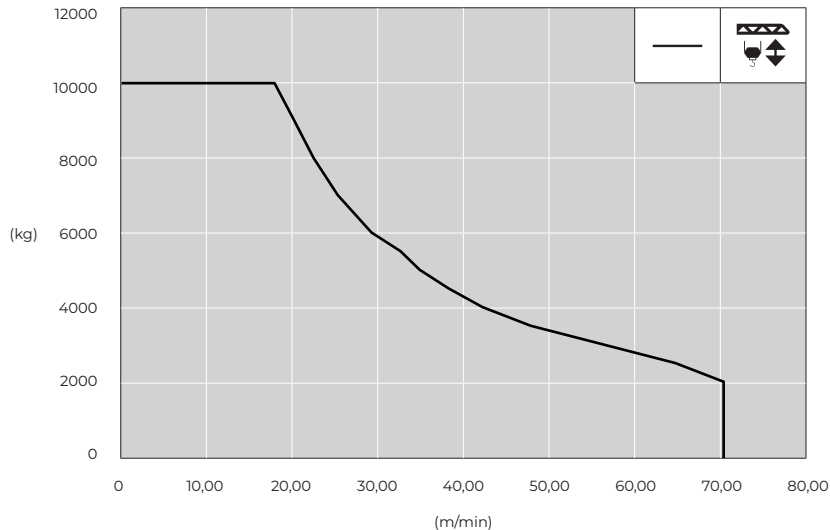


37 kW - 25 Hz



Ø 16 - 225 m

 (kg)	 (m/min)
10000	0,56
10000	18,00
9000	20,29
8000	22,54
7000	25,36
6000	29,31
5500	32,69
5000	34,94
4500	38,32
4000	42,27
3500	47,91
3000	56,36
2500	64,81
2000	70,45
1500	70,45
1000	70,45
0	70,45






Height under hook

Altezza sotto gancio




Hauteur sous crochet





Höhe unter dem Haken

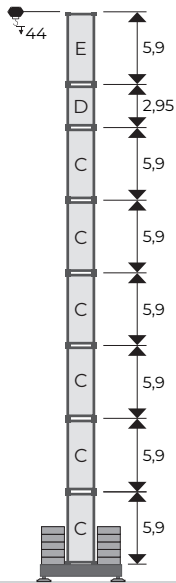
Высота под крюком





		
(m)	(type)	EN 14439 C25
1,5	CITY	

E	1,5 CITY/1,5 RTZ Connecting el. (5,9 m)
D	1,5 CITY Standard (2,95 m)
C	1,5 CITY Standard (5,9 m)
B	---

		
(m)	(m)	(t)
67,5	44	71,4

			
(type)	(type)	(type)	(t)
---	---	Base 4,5 m HEB700 (1,5 CITY)	5,100



 (m)		 (t) max	 (m)													
			67,5	65	62,5	60	57,5	55	52,5	50	47,5	45	42,5	40,0	35	30
44	6xC + 1xD + 1xE	71,4	71,4	/	/	/	/	/	/	/	/	/	/	/	/	/
41	6xC + 1xE	71,4	61,2	61,2	71,4	/	/	/	/	/	/	/	/	/	/	/
38	5xC + 1xD + 1xE	71,4	61,2	61,2	61,2	61,2	61,2	61,2	61,2	71,4	/	/	/	/	/	/
35	5xC + 1xE	71,4	61,2	61,2	51	51	51	61,2	51	61,2	61,2	61,2	71,4	71,4	71,4	71,4
29,5	4xC + 1xE	61,2	61,2	61,2	51	51	51	51	51	51	51	51	51	51	61,2	61,2
23,5	3xC + 1xE	61,2	61,2	61,2	51	51	51	51	51	51	51	51	51	51	51	61,2
18	2xC + 1xE	61,2	61,2	61,2	51	51	51	51	51	51	51	51	51	51	51	61,2

/ Not allowed configuration



For different heights contact the technical department / Per altezze diverse contattare l'ufficio tecnico / Pour des hauteurs différentes contact le département technique / Für unterschiedliche Höhen Kontakt zum Technischen / Недопустимо увеличение высоты крана без согласования с технической службой производителя

Height under hook

Altezza sotto gancio

Hauteur sous crochet

Höhe unter dem Haken

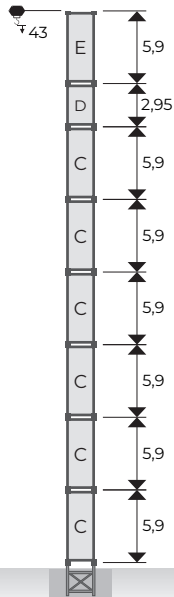
Высота под крюком

(m)	(type)	EN 14439 C25
1,5	CITY	

E	1,5 CITY/1,5 RTZ Connecting el. (5,9 m)
D	1,5 CITY Standard (2,95 m)
C	1,5 CITY Standard (5,9 m)
B	---

(m)	(m)	(t)
67,5	43	---

(type)	(type)	(type)	(t)
---	1,5 CITY	---	---



		(m)														
		67,5	65	62,5	60	57,5	55	52,5	50	47,5	45	42,5	40,0	35	30	25
43	6xC + 1xD + 1xE	X	/	/	/	/	/	/	/	/	/	/	/	/	/	/
40,5	6xC + 1xE	X	X	X	/	/	/	/	/	/	/	/	/	/	/	/
37,5	5xC + 1xD + 1xE	X	X	X	X	X	X	X	X	/	/	/	/	/	/	/
34,5	5xC + 1xE	X	X	X	X	X	X	X	X	X	X	X	X	X	X	X
29	4xC + 1xE	X	X	X	X	X	X	X	X	X	X	X	X	X	X	X
23	3xC + 1xE	X	X	X	X	X	X	X	X	X	X	X	X	X	X	X
17	2xC + 1xE	X	X	X	X	X	X	X	X	X	X	X	X	X	X	X

/	Not allowed configuration	X	Allowed configuration	1	Achievable without Booster element
---	---------------------------	---	-----------------------	---	------------------------------------



For different heights contact the technical department / Per altezze diverse contattare l'ufficio tecnico / Pour des hauteurs différentes contact le département technique / Für unterschiedliche Höhen Kontakt zum Technischen / Недопустимо увеличение высоты крана без согласования с технической службой производителя




Height under hook

Altezza sotto gancio




Hauteur sous crochet





Höhe unter dem Haken

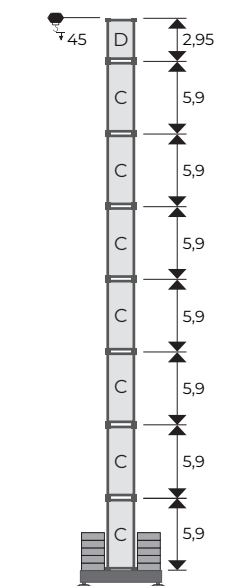
Высота под крюком





		
(m)	(type)	EN 14439 C25
1,5	RTZ	

E	---
D	1,5 RTZ Standard (2,95 m)
C	1,5 RTZ Standard (5,9 m)
B	---

		
(m)	(m)	(t)
67,5	45	90

			
(type)	(type)	(type)	(t)
---	---	Base 4,5 m HEB700 (1,5 RTZ)	5,000



 (m)		 (t) max	 (m)															
			67,5	65	62,5	60	57,5	55	52,5	50	47,5	45	42,5	40,0	35	30	25	
45	7xC+1xD	70	70	70	/	/	/	/	/	/	/	/	/	/	/	/		
42	7xC	90	60	60	70	60	70	70	70	80	/	/	90	/	/	90	80	
39	6xC+1xD	80	60	60	60	50	60	60	60	70	60	70	80	70	80	80	80	
36	6xC	70	60	60	50	50	50	60	50	60	60	60	70	70	70	70	70	
30	5xC	60	60	60	50	50	50	50	50	50	50	50	50	50	50	60	60	60
24	4xC	60	60	60	50	50	50	50	50	50	50	50	50	50	50	50	60	60
18	3xC	60	60	60	50	50	50	50	50	50	50	50	50	50	50	50	60	60

/ Not allowed configuration



For different heights contact the technical department / Per altezze diverse contattare l'ufficio tecnico / Pour des hauteurs différentes contact le département technique / Für unterschiedliche Höhen Kontakt zum Technischen / Недопустимо увеличение высоты крана без согласования с технической службой производителя

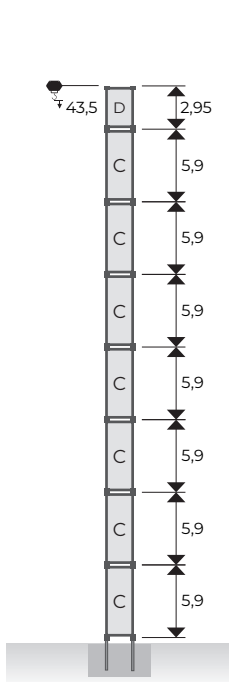
Height under hook	Altezza sotto gancio	Hauteur sous crochet	Höhe unter dem Haken	Высота под крюком
-------------------	----------------------	----------------------	----------------------	-------------------

(m)	(type)	EN 14439 C25
1,5	RTZ	

E	---
D	1,5 RTZ Standard (2,95 m)
C	1,5 RTZ Standard (5,9 m)
B	---

(m)	(m)	(t)
67,5	43,5	---

(type)	(type)	(type)	(t)
1,5 RTZ	---	---	---



		(m)														
		67,5	65	62,5	60	57,5	55	52,5	50	47,5	45	42,5	40,0	35	30	25
43,5	7xC + 1xD	X	X	/	/	/	/	/	/	/	/	/	/	/	/	/
40,5	7xC	X	X	X	X	X	X	X	/	/	X	/	/	X	X	
37,5	6xC + 1xD	X	X	X	X	X	X	X	X	X	X	X	X	X	X	
34,5	6xC	X	X	X	X	X	X	X	X	X	X	X	X	X	X	
29	5xC	X	X	X	X	X	X	X	X	X	X	X	X	X	X	
23	4xC	X	X	X	X	X	X	X	X	X	X	X	X	X	X	
17	3xC	X	X	X	X	X	X	X	X	X	X	X	X	X	X	

/	Not allowed configuration	X	Allowed configuration	1	Achievable without Booster element
---	---------------------------	---	-----------------------	---	------------------------------------

For different heights contact the technical department / Per altezze diverse contattare l'ufficio tecnico / Pour des hauteurs différentes contact le département technique / Für unterschiedliche Höhen Kontakt zum Technischen / Недопустимо увеличение высоты крана без согласования с технической службой производителя




Height under hook

Altezza sotto gancio




Hauteur sous crochet





Höhe unter dem Haken

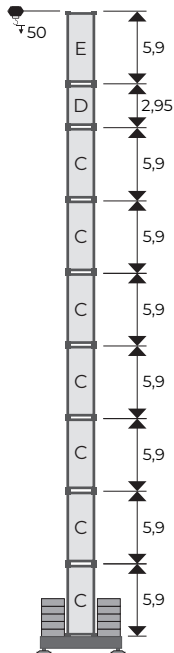
Высота под крюком





		
(m)	(type)	EN 14439 C25
1,7	CITY	

E	1,7 CITY/1,7 RTZ Connecting el. (5,9 m)
D	1,7 CITY Standard (2,95 m)
C	1,7 CITY Standard (5,9 m)
B	---

		
(m)	(m)	(t)
67,5	50	91,8

			
(type)	(type)	(type)	(t)
---	---	Base 4,5 m HEB900 (1,7 CITY)	5,100



 (m)		 (t) max	 (m)															
			67,5	65	62,5	60	57,5	55	52,5	50	47,5	45	42,5	40,0	35	30	25	
50	7xC + 1xD + 1xE	91,8	91,8	/	/	/	/	/	/	/	/	/	/	/	/	/		
47	7xC + 1xE	91,8	71,4	81,6	91,8	81,6	91,8	91,8	91,8	91,8	/	/	/	/	/	/		
44,5	6xC + 1xD + 1xE	102	61,2	71,4	81,6	71,4	81,6	81,6	81,6	81,6	81,6	81,6	91,8	91,8	102	102	91,8	
41,5	6xC + 1xE	91,8	61,2	61,2	71,4	61,2	71,4	71,4	71,4	71,4	71,4	71,4	81,6	81,6	91,8	91,8	81,6	
35,5	5xC + 1xE	71,4	61,2	61,2	51	51	51	51	51	51	61,2	51	61,2	61,2	61,2	71,4	71,4	71,4
30	4xC + 1xE	61,2	61,2	61,2	51	51	51	51	51	51	51	51	51	51	51	61,2	61,2	61,2
24	3xC + 1xE	61,2	61,2	61,2	51	51	51	51	51	51	51	51	51	51	51	51	51	61,2
18	2xC + 1xE	61,2	61,2	61,2	51	51	51	51	51	51	51	51	51	51	51	51	51	61,2

/ Not allowed configuration



For different heights contact the technical department / Per altezze diverse contattare l'ufficio tecnico / Pour des hauteurs différentes contact le département technique / Für unterschiedliche Höhen Kontakt zum Technischen / Недопустимо увеличение высоты крана без согласования с технической службой производителя




Height under hook

Altezza sotto gancio




Hauteur sous crochet





Höhe unter dem Haken

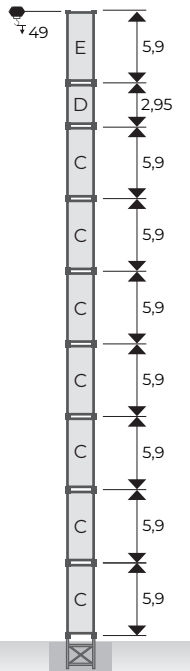
Высота под крюком


		
(m)	(type)	EN 14439 C25
1,7	CITY	

E	1,7 CITY/1,7 RTZ Connecting el. (5,9 m)
D	1,7 CITY Standard (2,95 m)
C	1,7 CITY Standard (5,9 m)
B	---

		
(m)	(m)	(t)
67,5	49	---

			
(type)	(type)	(type)	(t)
---	1,7 CITY	---	---



 (m)		 (m)														
		67,5	65	62,5	60	57,5	55	52,5	50	47,5	45	42,5	40,0	35	30	25
49	7xC + 1xD + 1xE	X	/	/	/	/	/	/	/	/	/	/	/	/	/	/
46	7xC + 1xE	X	X	X	X	X	X	X	X	/	/	/	/	/	/	/
43	6xC + 1xD + 1xE	X	X	X	X	X	X	X	X	X	X	X	X	X	X	X
40,5	6xC + 1xE	X	X	X	X	X	X	X	X	X	X	X	X	X	X	X
34,5	5xC + 1xE	X	X	X	X	X	X	X	X	X	X	X	X	X	X	X
29	4xC + 1xE	X	X	X	X	X	X	X	X	X	X	X	X	X	X	X
23	3xC + 1xE	X	X	X	X	X	X	X	X	X	X	X	X	X	X	X
17	2xC + 1xE	X	X	X	X	X	X	X	X	X	X	X	X	X	X	X

/	Not allowed configuration	X	Allowed configuration	1	Achievable without Booster element
---	---------------------------	---	-----------------------	---	------------------------------------



For different heights contact the technical department / Per altezze diverse contattare l'ufficio tecnico / Pour des hauteurs différentes contact le département technique / Für unterschiedliche Höhen Kontakt zum Technischen / Недопустимо увеличение высоты крана без согласования с технической службой производителя




Height under hook








Altezza sotto gancio

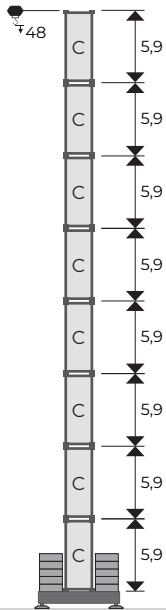
Hauteur sous crochet






Höhe unter dem Haken

Высота под крюком

			E ---
(m)	(type)	EN 14439 C25	D ---
1,7	RTZ		C 1,7 RTZ Standard (5,9 m)
			B ---

						
(m)	(m)	(t)	(type)	(type)	(type)	(t)
67,5	48	120	---	---	Base 4,5 m HEB700 (1,7 RTZ)	5,000



			 (m)														
			67,5	65	62,5	60	57,5	55	52,5	50	47,5	45	42,5	40,0	35	30	25
(m)		(t) max	 (t)														
48	8xC	120,0	80	90	100	90	100	100	100	100	100	100	110	110	120	110	110
42	7xC	90,0	60	60	70	70	70	80	70	80	80	80	90	90	90	90	90
36	6xC	70,0	60	60	60	50	50	60	60	60	60	60	70	70	70	70	70
30	5xC	60,0	60	60	50	50	50	50	50	50	50	50	50	50	50	60	60
24	4xC	60,0	60	60	50	50	50	50	50	50	50	50	50	50	50	50	60
18	3xC	60,0	60	60	50	50	50	50	50	50	50	50	50	50	50	50	60

/ Not allowed configuration



For different heights contact the technical department / Per altezze diverse contattare l'ufficio tecnico / Pour des hauteurs différentes contact le département technique / Für unterschiedliche Höhen Kontakt zum Technischen / Недопустимо увеличение высоты крана без согласования с технической службой производителя




Height under hook

Altezza sotto gancio




Hauteur sous crochet





Höhe unter dem Haken

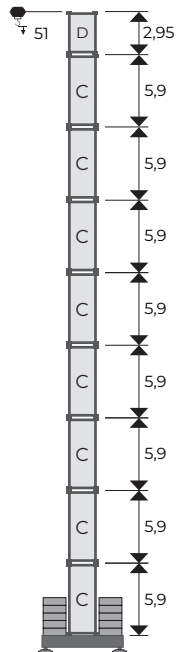
Высота под крюком






		
(m)	(type)	EN 14439 C25
1,7	RTZ	

E	---
D	1,7 RTZ Standard (2,95 m)
C	1,7 RTZ Standard (5,9 m)
B	---

		
(m)	(m)	(t)
67,5	51	130

			
(type)	(type)	(type)	(t)
---	---	Base 4,5 m HEB900 (1,7 RTZ)	5,000



			 (m)														
			67,5	65	62,5	60	57,5	55	52,5	50	47,5	45	42,5	40,0	35	30	25
(m)		(t) max	 (t)														
51	8xC + 1xD	130,0	90	100	110	100	110	110	110	110	110	110	120	120	130	120	120
48	8xC	120,0	80	90	100	90	100	100	100	100	100	100	110	110	120	110	110
42	7xC	90,0	60	60	70	70	70	80	70	80	80	80	90	90	90	90	90
36	6xC	70,0	60	60	60	50	50	60	60	60	60	60	70	70	70	70	70
30	5xC	60,0	60	60	50	50	50	50	50	50	50	50	50	50	60	60	60
24	4xC	60,0	60	60	50	50	50	50	50	50	50	50	50	50	50	50	60
18	3xC	60,0	60	60	50	50	50	50	50	50	50	50	50	50	50	50	60

/ Not allowed configuration



For different heights contact the technical department / Per altezze diverse contattare l'ufficio tecnico / Pour des hauteurs différentes contact le département technique / Für unterschiedliche Höhen Kontakt zum Technischen / Недопустимо увеличение высоты крана без согласования с технической службой производителя

Height under hook

Altezza sotto gancio

Hauteur sous crochet

Höhe unter dem Haken

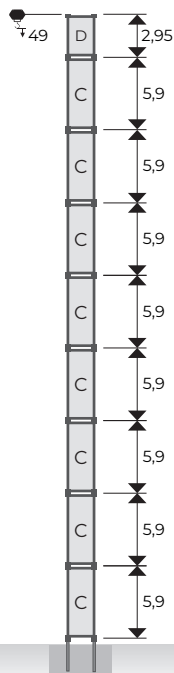
Высота под крюком

(m)	(type)	EN 14439 C25
1,7	RTZ	

E	---
D	1,7 RTZ Standard (2,95 m)
C	1,7 RTZ Standard (5,9 m)
B	---

(m)	(m)	(t)
67,5	49	---

(type)	(type)	(type)	(t)
1,7 RTZ	---	---	---

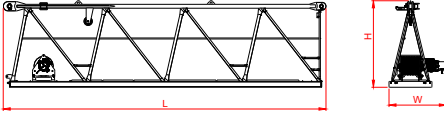
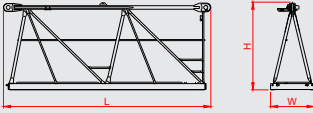
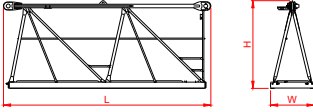
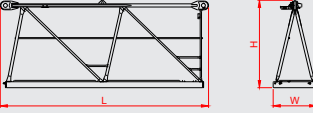
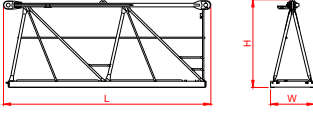
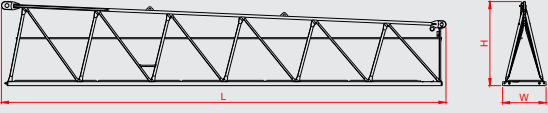
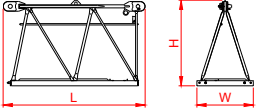


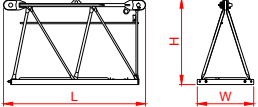
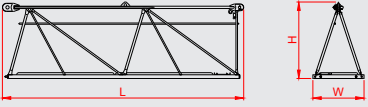
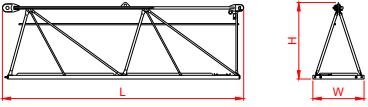
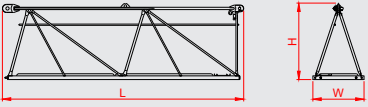
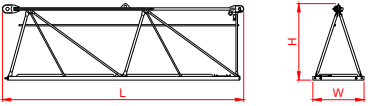
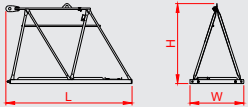
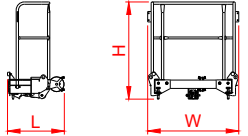
		(m)														
		67,5	65	62,5	60	57,5	55	52,5	50	47,5	45	42,5	40,0	35	30	25
49	8xC + 1xD	X	X	X	X	X	X	X	X	X	X	X	X	X	X	X
46	8xC	X	X	X	X	X	X	X	X	X	X	X	X	X	X	X
40,5	7xC	X	X	X	X	X	X	X	X	X	X	X	X	X	X	X
34,5	6xC	X	X	X	X	X	X	X	X	X	X	X	X	X	X	X
29	5xC	X	X	X	X	X	X	X	X	X	X	X	X	X	X	X
23	4xC	X	X	X	X	X	X	X	X	X	X	X	X	X	X	X
17	3xC	X	X	X	X	X	X	X	X	X	X	X	X	X	X	X

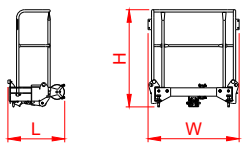
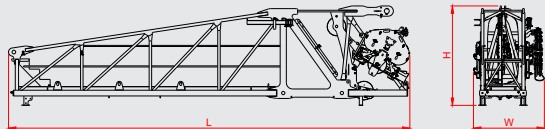
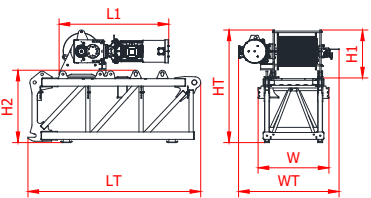
/	Not allowed configuration	X	Allowed configuration	1	Achievable without Booster element
---	---------------------------	---	-----------------------	---	------------------------------------

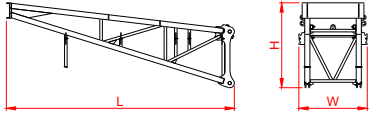
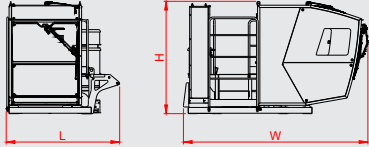
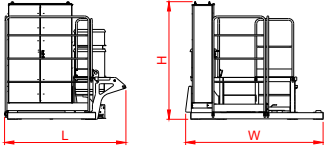
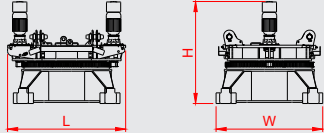
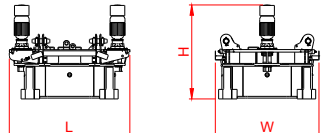
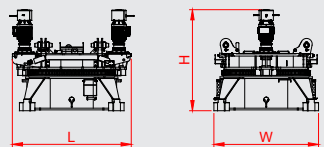
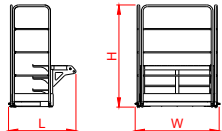


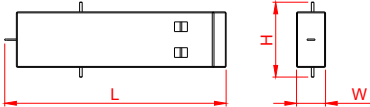
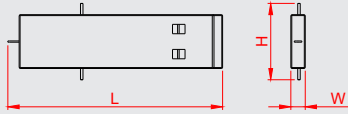
For different heights contact the technical department / Per altezze diverse contattare l'ufficio tecnico / Pour des hauteurs différentes contact le département technique / Für unterschiedliche Höhen Kontakt zum Technischen / Недопустимо увеличение высоты крана без согласования с технической службой производителя

Dimensions		Dimensioni			Encombremet		Abmessungen		Размеры	
ELEMENT	COMPOSITION	Q,TY	DIMENSIONS (m)			WEIGHT (kg)		DRAWING		
			L	W	H	UNIT	TOTAL			
Jib element 16	Including: trolley winch and accessories	1	8,27	1,10	2,22	2750	2750			
Jib element 21	Including: accessories	1	5,24	1,10	2,23	1250	1250			
Jib element 2	Including: accessories	1	5,25	1,10	2,22	1050	1050			
Jib element 3	Including: accessories	1	5,26	1,10	2,21	950	950			
Jib element 4	Including: accessories	1	5,26	1,10	2,16	850	850			
Jib element 5	Including: accessories	1	11,25	1,10	2,13	1500	1500			
Jib element 6	Including: accessories	1	2,77	1,10	1,67	350	350			

Dimensions		Dimensioni		Encombremet		Abmessungen		Размеры	
ELEMENT	COMPOSITION	Q.TY	DIMENSIONS (m)			WEIGHT (kg)		DRAWING	
			L	W	H	UNIT	TOTAL		
Jib element 7	Including: accessories	1	2,74	1,10	1,67	300	300		
Jib element 8	Including: accessories	1	5,19	1,10	1,65	480	480		
Jib element 9	Including: accessories	1	5,17	1,10	1,65	400	400		
Jib element 10	Including: accessories	1	5,15	1,10	1,64	350	350		
Jib element 11	Including: accessories	1	5,15	1,10	1,64	300	300		
Jib element 12	Including: accessories	1	2,58	1,10	1,64	180	180		
Tip pull II	Including: rope connection device	1	0,82	1,31	1,40	120	120		

Dimensions		Dimensioni			Encombrement		Abmessungen		Размеры	
ELEMENT	COMPOSITION	Q,TY	DIMENSIONS (m)			WEIGHT (kg)		DRAWING		
			L	W	H	UNIT	TOTAL			
Tip pull IV	Including: rope connection device	1	0,81	1,31	1,40	100	100			
1st counterjib element	Including: gratings, trolley, hook block and accessories	1	9,79	1,73	2,43	4600	4600			
ELEMENT	COMPOSITION	Q,TY	DIMENSIONS (m)			WEIGHT (kg)		DRAWING		
			LT	W	H2	UNIT	TOTAL			
Counter-intermediate jib section (winch: 30 kW)	Including: accessories	1	3,25	1,33	1,36	1950	1950			
Counter-intermediate jib section (winch: 37 kW)		1	3,25	1,33	1,36	2200	2200			
ELEMENT	COMPOSITION	Q,TY	L1	H1	HT	WT	UNIT	TOTAL		
30 kW	---	pcs 1 - depending on crane configuration	2,1	0,9	2,12	1,9	1050	1050		
37 kW	---		2,22	0,93	2,14	1,9	1300	1300		

Dimensions		Dimensioni			Encombremet		Abmessungen		Размеры	
ELEMENT	COMPOSITION	Q,TY	DIMENSIONS (m)			WEIGHT (kg)		DRAWING		
			L	W	H	UNIT	TOTAL			
Counter-jib end section	---	1	4,43	1,33	1,65	1150	1150			
Access balcony	Including: cabin, railings and electrical box	1	2,35	3,82	2,33	2000	2000			
Access balcony (without cabin)	Including: railings and electrical box (excluding cabin)	1	2,35	2,66	2,28	1500	1500			
Turntable, main bearing and main bearing base - tower attachment 1,7 m	Including: manifold, electrical cables and accessories	1	2,11	1,90	1,82	3500	3500			
Turntable, main bearing and main bearing base - tower attachment 1,5 m	Including: manifold, electrical cables and accessories	1	2,11	1,81	1,64	3100	3100			
Turntable, main bearing and main bearing base - GR3 tower attachment	Including: manifold, electrical cables and accessories	1	2,11	1,86	1,79	3400	3400			
Service balcony	Including: railings	1	1,31	1,63	1,98	250	250			

Dimensions		Dimensioni			Encombremet		Abmessungen		Размеры	
ELEMENT	COMPOSITION	Q,TY	DIMENSIONS (m)			WEIGHT (kg)		DRAWING		
			L	W	H	UNIT	TOTAL			
Counterweight block	---	1	3,43	0,45	1,06	3000	---			
Counterweight block	---	1	3,43	0,23	1,06	1500	---			


Trasport

Transporto

Transporte

Transport

Транспортировка

	67,5 m	Top part / Parte rotante / Partie tournante / Drehender Kranteil / Поворотная часть
		Included counter weight and cabin / Cabina e contrappesi inclusi / Cabine et contrepoids incluses / Kabine und Gegengewichts Blöcke – inbegriffen / Противовес включен - кабина

	4 x 13,60
---	-----------

Control system

Sistema di controllo

Système de contrôle

Steuerungssystem

Система управления


	CONCORE
---	---------


The result of extensive research and development based on customer feedback, the CONCORE control system is a latest-generation software, designed and developed in-house, for use with RAIMONDI CRANES S.p.A. a S.U. production cranes.

The control system allows the crane to be used for all its permissible purposes, the main safety systems to be constantly monitored, and the main operating functions of the machine to be parameterised and customised.

The main features of the human-machine interface are:


Colour touch screen monitor with wide viewing angle LCD
Resistive touch panel
Dedicated memory capacity
Ethernet
The SD / SDHC card slot
USB host port
Remote HMI access



































Key



Key		Legenda	Légende	Zeichenerklärung	Условные обозначения	
		EN	IT	FR	DE	RU
	UL	Load diagrams with ultralift control	Curva di carico Ultralift	Courbes de charges Ultralift	Ultralift Lastkurven	Кривой Груз Ultralift
		Hook / tower axis distance	Interasse gancio / asse torre	Distance crochet / axe de la tour	Abstand Haken-Turmachse	Положение подъемного крюка относительно оси башни
		Mechanisms	Azionamenti	Mécanismes	Antriebe	Приводы
		Jib	Freccia	Flèche	Kranarm	стрела крана
		Hook / tower axis distance with maximum load	Interasse gancio / asse torre con carico massimo	Distance crochet / axe de la tour avec la charge maximale	Abstand Haken-Turmachse (bei maximaler Last)	Положение подъемного крюка относительно оси башни при котором можно поднять максимальный груз
		Base ballast blocks	Blocchi zavorra di base	Blocs de lest	Grundballast	блок балласта
		Counterweight blocks (Counterjib)	Blocco di contrappeso (Controfreccia)	Bloc de contrepoid (Contreflèche)	Gegengewichtsblöcke (gegenausleger)	Плиты противовеса (контр-стрела)
		Total counterweighting (Counterjib)	contrappesatura totale (Controfreccia)	Contrepoids total (Contreflèche)	Gesamt gegenauslegerballast (gegenausleger)	Тотальный балласт контр-стрелы (контр-стрела)
		Hoisting	Sollevamento	Levage	Heben	Подъем
		Trolleying	Traslazione carrello	Distribution	Katzfahren	Перемещение по стреле
		Slewing	Rotazione	Orientation	Schwenken	Поворот
		Tower width	Larghezza torre	Largeur de la tour	Turmelementbreite	Ширина башни
		Speed	Velocità	Vitesse	Geschwindigkeit	скорость

	Key	Legenda	Légende	Zeichenerklärung	Условные обозначения
	EN	IT	FR	DE	RU
	Height under hook	Altezza sotto gancio	Hauteur sous crochet	Höhe unter dem Haken	Высота под крюком
	Two - rope pull	Tiro a 2 funi	Tir à deux câbles	Einscherung 2/1	Двукратная запасовка тросов
	Four - rope pull	Tiro a 4 funi	Tir à quatre câbles	Einscherung 4/1	Четырехкратная запасовка тросов
	Base on steel pads	Base con piedi regolabili	Grue sur pieds réglables	Kran auf verstellbaren Füßen	Кран на регулируемых лапах
	Travelling base	Base traslante	Grue à traslation	Fahrbarer Kran	Кран передвижной
	Foundation legs	Gambe di fondazione	Pieds de fondation	Ankerbeine	Ножки основания
	Expendable foundation element	Tronchetto di fondazione	Elément a sceller	Fundamentanker	Анкер
	Required power	Potenza richiesta	Puissance requise	Erforderliche Leistung	Потребляемая мощность
	Wind conditions according to: ...	Condizioni del vento secondo norma: ...	Profil de vent suivant : ...	Windbedingungen gemäss: ...	Ветровой режим в соответствии с...
	Characteristics of the rope	Caratteristiche della fune	Caractéristiques de le du câble	Eigenschaften des Seils	Характеристики веревки
	Container	Container	Conteneur	Container	Футовый контейнер
	Lorry	Camion	Camion	Lkw	Грузовой автомобиль
	Max load	Carico massimo	Charge maximale	Maximale Belastung	максимальная нагрузка





EN	The data presented in this product guide is subject to change without prior notice. Being an non-binding commercial document,the reader is required to consult instruction manuals for all technical information.
IT	I dati contenuti nel presente catalogo potrebbero subire modifiche senza preavviso. Essendo un documento commerciale non vincolante si fa obbligo di consultare il manuale di istruzioni per tutte le informazioni tecniche.
FR	Les informations données dans les fiches présentes peuvent subir des modifications sans préavis. Étant un document commercial non contraignant, il est nécessaire de consulter le manuel d'instructions pour toutes les informations techniques.
DE	Die daten der vorliegenden blätter könnten ohne vorankündigung geändert werden. Unverbindliches Vertriebsdokument. Für technische Informationen, siehe die entspr chenden Anweisungen.
RU	данные, указанные в настоящих спецификациях, могут изменяться без пред варительного предупреждения. Этот коммерческий документ не является юридически обязательным. Для получения технической информации, см. соответствующие инструкции.



RAIMONDI CRANES S.p.A. a S.U.

Via Donatori Volontari del Sangue, 100 | 20004 Arluno MI – Italy
T. +39 02 897 086 10 | info@raimondicranes.com | www.raimondi.com