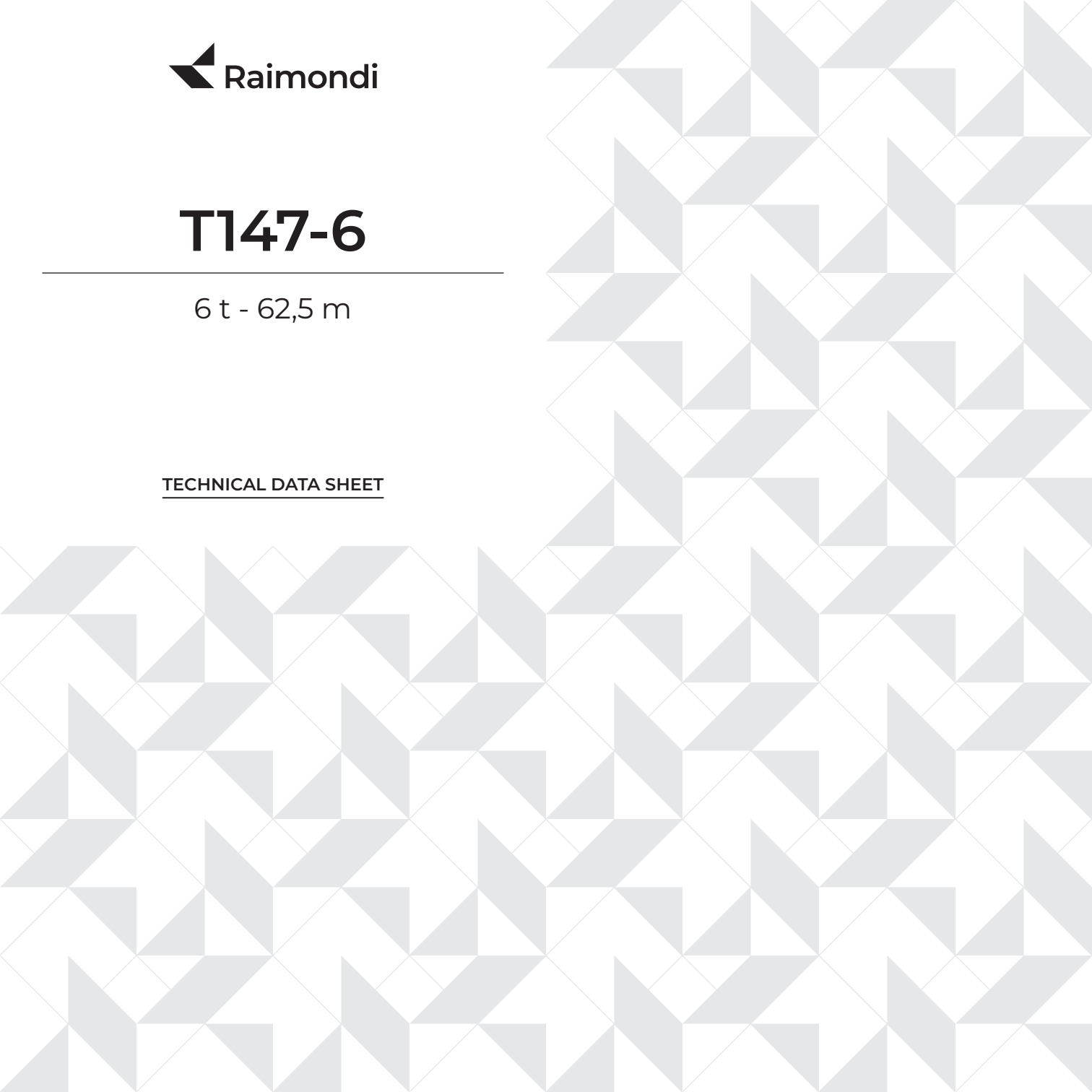




T147-6

6 t - 62,5 m

TECHNICAL DATA SHEET



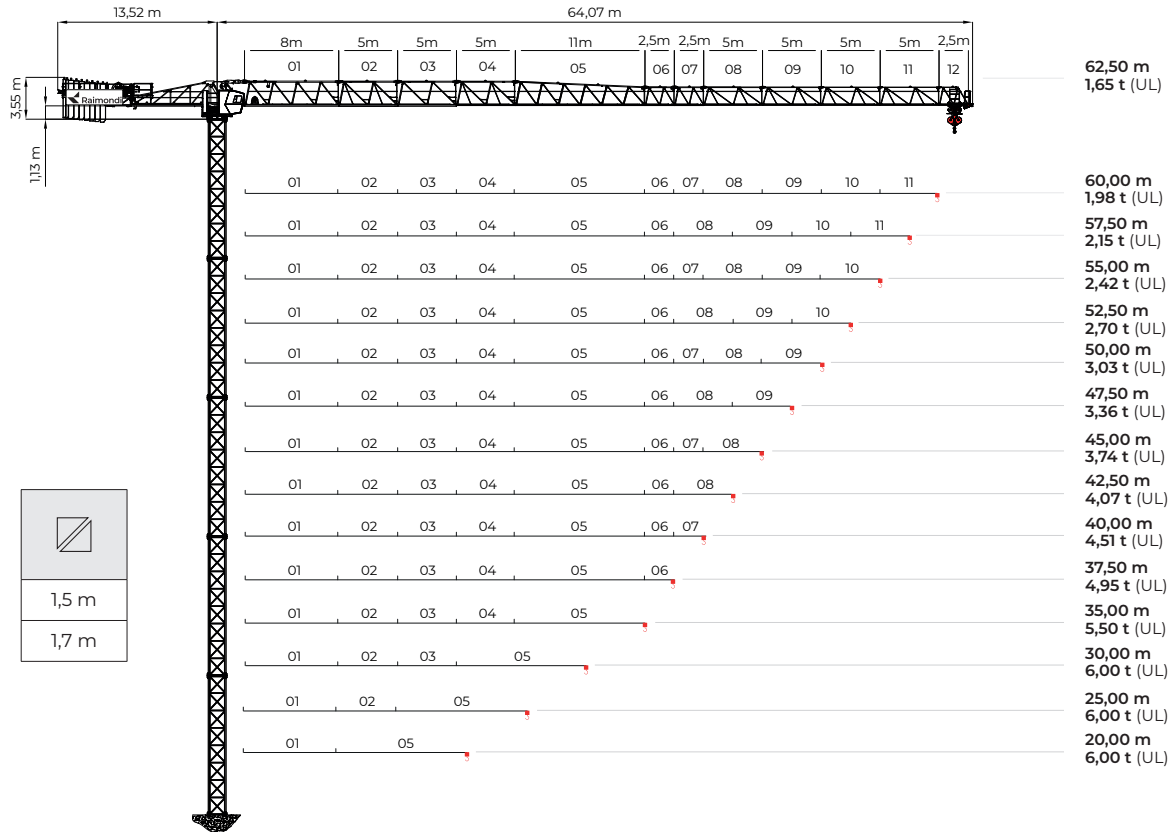
Configurations

Configurazioni

Configurations

Konfigurationen

Конфигурация



CLASS
110

ULTRALIFT

CONCORE

ANTICOLLISION

LUMINA

CE

























Mechanisms

Azionamenti

Actionnements

Antriebe

Приводы

 6 t		 3 t		 6 t	
	2 x 5,5 kW		2 x 5,5 kW		2 x 5,5 kW
	0-0,8 min		0-0,8 min		0-0,8 min
	22 kW - 50 Hz		30 kW - 30 Hz		30 kW - 30 Hz
	Ø 12 - 380 m		Ø 16 - 213 m		Ø 16 - 213 m
	5,5 kW - 50 Hz		5,5 kW - 50 Hz		5,5 kW - 50 Hz
	Ø 8		Ø 8		Ø 8
	15 - 75 m/min		15 - 75 m/min		15 - 75 m/min





Counterweighting































Contrappesatura





Contrepoids

Gegenauslegerballast

балласт контр-стрелы

 (m)	 Q.ty x (kg 3000)	 Q.ty x (kg 1500)	 Tot. (kg)
62,5	6	2	21000
60	6	2	21000
57,5	6	2	21000
55	6	2	21000
52,5	6	1	19500
50	6	1	19500
47,5	5	2	18000
45	5	2	18000
42,5	5	2	18000
40	5	2	18000
37,5	4	2	15000
35	4	2	15000
30	3	2	12000
25	3	1	10500
20	2	1	7500

Load curves		Curve di carico		Courbes de charges		Lastkurven		Кривые нагрузок													
	(m)	15,00	17,50	20,00	25,00	30,00	32,50	35,00	37,50	40,00	42,50	45,00	47,50	50,00	52,50	55,00	57,50	60,00	62,50		
		6 t							3 t												
 62,5 STD	19,79	6,00	6,00	5,93	4,58	3,69	3,34	3,05	2,85	2,64	2,45	2,29	2,14	2,00	1,88	1,77	1,68	1,58	1,50		
 62,5 UL	21,09	6,00	6,00	6,00	4,93	3,98	3,62	3,30	3,04	2,87	2,67	2,49	2,34	2,19	2,06	1,95	1,84	1,74	1,65		
 60 STD	21,69	6,00	6,00	6,00	5,10	4,12	3,74	3,42	3,14	2,96	2,76	2,57	2,41	2,26	2,13	2,01	1,90	1,80			
 60 UL	23,21	6,00	6,00	6,00	5,51	4,46	4,06	3,71	3,42	3,16	3,00	2,82	2,64	2,48	2,34	2,21	2,09	1,98			
 57,5 STD	22,08	6,00	6,00	6,00	5,20	4,20	3,82	3,50	3,21	3,00	2,82	2,64	2,47	2,32	2,19	2,06	1,95				
 57,5 UL	23,66	6,00	6,00	6,00	5,63	4,56	4,15	3,80	3,50	3,24	3,00	2,89	2,71	2,55	2,40	2,27	2,15				
 55 STD	22,77	6,00	6,00	6,00	5,39	4,36	3,97	3,63	3,34	3,08	2,94	2,75	2,57	2,42	2,28	2,15					
 55 UL	24,45	6,00	6,00	6,00	5,85	4,74	4,32	3,95	3,64	3,37	3,13	3,00	2,82	2,65	2,50	2,37					
 52,5 STD	23,70	6,00	6,00	6,00	5,64	4,57	4,16	3,81	3,51	3,24	3,01	2,89	2,71	2,55	2,40						
 52,5 UL	25,49	6,00	6,00	6,00	6,00	4,98	4,53	4,16	3,83	3,54	3,29	3,07	2,97	2,80	2,64						
 50 STD	24,81	6,00	6,00	6,00	5,95	4,82	4,39	4,02	3,71	3,43	3,18	3,00	2,87	2,70							
 50 UL	26,74	6,00	6,00	6,00	6,00	5,26	4,80	4,40	4,05	3,76	3,49	3,26	3,05	2,97							
 47,5 STD	25,70	6,00	6,00	6,00	6,00	5,02	4,58	4,20	3,87	3,58	3,33	3,10	3,00								
 47,5 UL	27,74	6,00	6,00	6,00	6,00	5,49	5,00	4,59	4,24	3,92	3,65	3,41	3,19								
 45 STD	26,69	6,00	6,00	6,00	6,00	5,25	4,79	4,39	4,05	3,75	3,48	3,25									
 45 UL	28,85	6,00	6,00	6,00	6,00	5,74	5,24	4,81	4,44	4,11	3,83	3,58									
 42,5 STD	27,10	6,00	6,00	6,00	6,00	5,34	4,87	4,47	4,12	3,82	3,55										
 42,5 UL	29,34	6,00	6,00	6,00	6,00	5,85	5,34	4,90	4,52	4,20	3,91										
 40 STD	27,89	6,00	6,00	6,00	6,00	5,52	5,04	4,62	4,26	3,95											
 40 UL	30,22	6,00	6,00	6,00	6,00	6,00	5,52	5,07	4,68	4,35											
 37,5 STD	28,37	6,00	6,00	6,00	6,00	5,63	5,14	4,71	4,35												
 37,5 UL	30,78	6,00	6,00	6,00	6,00	6,00	5,64	5,18	4,79												
 35 STD	29,07	6,00	6,00	6,00	6,00	5,79	5,28	4,85													
 35 UL	31,57	6,00	6,00	6,00	6,00	6,00	5,81	5,34													
 30 STD	27,58	6,00	6,00	6,00	6,00	5,45															
 30 UL	29,50	6,00	6,00	6,00	6,00	5,89															
 25 STD	24,82	6,00	6,00	6,00	5,95																
 25 UL	25,00	6,00	6,00	6,00	6,00																
 20 STD	20,00	6,00	6,00	6,00																	
 20 UL	20,00	6,00	6,00	6,00																	

Load curves		Curve di carico					Courbes de charges					Lastkurven					Кривые нагрузок				
	(m)	15,00	17,50	20,00	25,00	30,00	32,50	35,00	37,50	40,00	42,50	45,00	47,50	50,00	52,50	55,00	57,50	60,00	62,50		
		 6 t																			
62,5 STD	22,27	6,00	6,00	6,00	5,22	4,16	3,75	3,41	3,11	2,85	2,62	2,42	2,23	2,07	1,92	1,79	1,67	1,55	1,45		
62,5 UL	23,55	6,00	6,00	6,00	5,58	4,46	4,04	3,67	3,35	3,08	2,83	2,62	2,43	2,25	2,10	1,95	1,82	1,70	1,60		
60 STD	23,94	6,00	6,00	6,00	5,70	4,56	4,12	3,75	3,43	3,15	2,90	2,68	2,48	2,31	2,15	2,00	1,87	1,75			
60 UL	25,43	6,00	6,00	6,00	6,00	4,91	4,45	4,05	3,71	3,41	3,15	2,91	2,70	2,52	2,35	2,19	2,05	1,93			
57,5 STD	24,59	6,00	6,00	6,00	5,88	4,71	4,26	3,88	3,55	3,26	3,01	2,78	2,58	2,40	2,23	2,09	1,95				
57,5 UL	26,17	6,00	6,00	6,00	6,00	5,09	4,61	4,20	3,85	3,54	3,27	3,03	2,82	2,62	2,45	2,29	2,15				
55 STD	25,47	6,00	6,00	6,00	6,00	4,92	4,46	4,06	3,72	3,42	3,15	2,92	2,71	2,52	2,35	2,20					
55 UL	27,18	6,00	6,00	6,00	6,00	5,33	4,83	4,41	4,04	3,72	3,44	3,19	2,97	2,77	2,58	2,42					
52,5 STD	26,18	6,00	6,00	6,00	6,00	5,09	4,61	4,21	3,85	3,54	3,27	3,03	2,82	2,62	2,45						
52,5 UL	28,00	6,00	6,00	6,00	6,00	5,52	5,01	4,58	4,20	3,87	3,58	3,32	3,09	2,88	2,70						
50 STD	27,07	6,00	6,00	6,00	6,00	5,30	4,81	4,39	4,02	3,70	3,42	3,17	2,95	2,75							
50 UL	29,01	6,00	6,00	6,00	6,00	5,76	5,23	4,78	4,39	4,05	3,75	3,48	3,24	3,03							
47,5 STD	27,74	6,00	6,00	6,00	6,00	5,46	4,95	4,52	4,15	3,82	3,53	3,28	3,05								
47,5 UL	29,78	6,00	6,00	6,00	6,00	5,95	5,40	4,94	4,54	4,18	3,87	3,60	3,36								
45 STD	28,51	6,00	6,00	6,00	6,00	5,65	5,12	4,68	4,29	3,96	3,66	3,40									
45 UL	30,67	6,00	6,00	6,00	6,00	6,00	5,60	5,12	4,70	4,34	4,02	3,74									
42,5 STD	28,74	6,00	6,00	6,00	6,00	5,70	5,17	4,73	4,34	4,00	3,70										
42,5 UL	30,95	6,00	6,00	6,00	6,00	6,00	5,66	5,18	4,76	4,39	4,07										
40 STD	29,31	6,00	6,00	6,00	6,00	5,84	5,30	4,84	4,45	4,10											
40 UL	31,62	6,00	6,00	6,00	6,00	6,00	5,81	5,31	4,88	4,51											
37,5 STD	29,60	6,00	6,00	6,00	6,00	5,90	5,36	4,90	4,50												
37,5 UL	31,97	6,00	6,00	6,00	6,00	6,00	5,88	5,38	4,95												
35 STD	30,09	6,00	6,00	6,00	6,00	6,00	5,47	5,00													
35 UL	32,54	6,00	6,00	6,00	6,00	6,00	6,00	5,50													
30 STD	28,32	6,00	6,00	6,00	6,00	5,60															
30 UL	30,00	6,00	6,00	6,00	6,00	6,00															
25 STD	25,00	6,00	6,00	6,00	6,00																
25 UL	25,00	6,00	6,00	6,00	6,00																
20 STD	20,00	6,00	6,00	6,00																	
20 UL	20,00	6,00	6,00	6,00																	

Hoisting

Sollevamento

Levage

Heben

Подъём

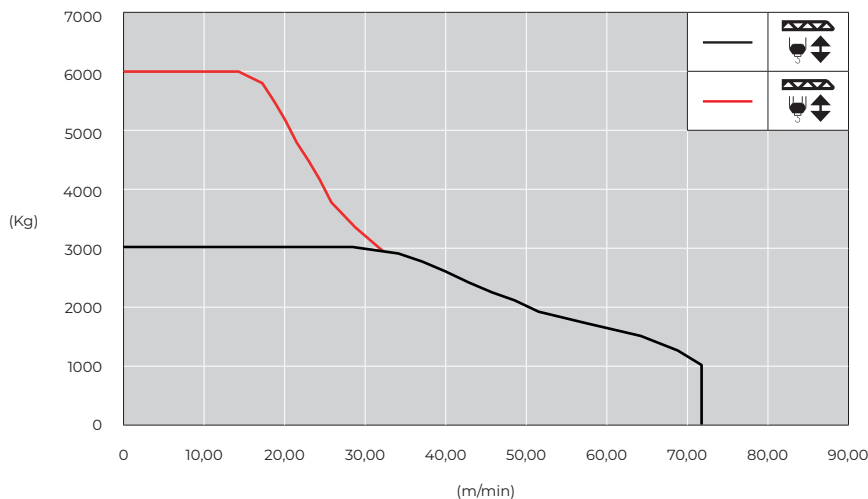


22 kW - 50 Hz




Ø 12 - 380 m


(Kg)	(Kg)	(m/min)	(m/min)
3000	6000	0,58	0,29
3000	6000	28,86	14,43
2900	5800	34,63	17,31
2750	5500	37,51	18,76
2600	5200	40,40	20,20
2400	4800	43,28	21,64
2250	4500	46,17	23,09
2100	4200	49,06	24,53
1900	3800	51,94	25,97
1700	3400	57,71	28,86
1500	3000	64,64	32,32
1250	2500	69,26	34,63
1000	2000	72,14	36,07
750	1500	72,14	36,07
500	1000	72,14	36,07
250	500	72,14	36,07
0	0	72,14	36,07



Hoisting Sollevamento Levage Heben Подъём

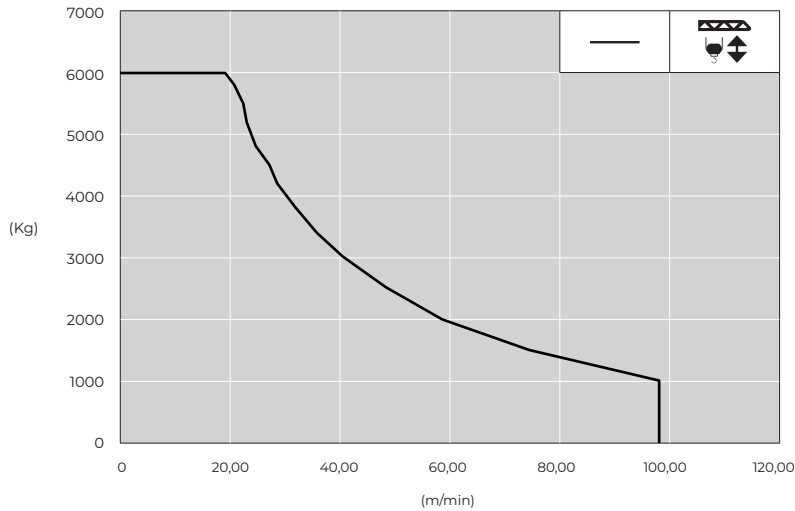


30 kW - 30 Hz



Ø 16 - 213 m

(Kg)	(m/min)
6000	0,78
6000	19,48
5800	21,04
5500	22,60
5200	23,38
4800	24,94
4500	27,28
4200	28,84
3800	31,95
3400	35,85
3000	40,53
2500	48,32
2000	58,45
1500	74,04
1000	97,42
500	97,42
0	97,42






Height under hook








Altezza sotto gancio

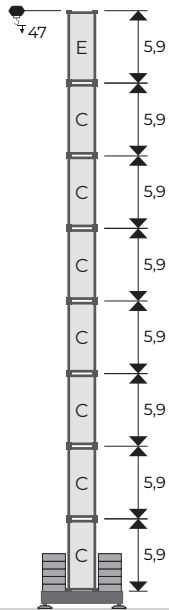
Hauteur sous crochet





Höhe unter dem Haken

Высота под крюком

			E	1,5 CITY/1,5 RTZ Connecting el. (5,9 m)
(m)	(type)	EN 14439 C25	D	1,5 CITY Standard (2,95 m)
1,5	CITY		C	1,5 CITY Standard (5,9 m)
			B	---

						
(m)	(m)	(t)	(type)	(type)	(type)	(t)
62,5	47	91,8	---	---	Base 4,5 m HEB700 (1,5 CITY)	5,100



 (m)		 (t) max	 (m)															
			62,5	60	57,5	55	52,5	50	47,5	45	42,5	40	37,5	35	30	25	20	
47	7xC + 1xE	91,8	81,6	\	\	\	\	\	\	\	\	\	\	\	\	\	91,8	
44	6xC + 1xD + 1xE	81,6	71,4	71,4	\	81,6	81,6	81,6	\	\	\	\	\	\	\	\	81,6	81,6
41	6xC + 1xE	81,6	61,2	61,2	71,4	71,4	71,4	71,4	71,4	71,4	71,4	81,6	\	\	71,4	81,6	71,4	
38	5xC + 1xD + 1xE	71,4	51	51	61,2	61,2	61,2	61,2	61,2	61,2	61,2	71,4	71,4	61,2	61,2	71,4	61,2	
35	5xC + 1xE	61,2	51	40,8	61,2	51	51	51	51	51	61,2	61,2	61,2	61,2	61,2	61,2	61,2	
29,5	4xC + 1xE	61,2	51	40,8	40,8	40,8	40,8	40,8	40,8	40,8	40,8	40,8	51	61,2	51	51	40,8	
23,5	3xC + 1xE	51	51	40,8	40,8	40,8	40,8	40,8	40,8	40,8	40,8	40,8	40,8	51	51	51	40,8	
18	2xC + 1xE	51	51	40,8	40,8	40,8	40,8	40,8	40,8	40,8	40,8	40,8	40,8	51	51	51	40,8	

/ Not allowed configuration



For different heights contact the technical department / Per altezze diverse contattare l'ufficio tecnico / Pour des hauteurs différentes contact le département technique / Für unterschiedliche Höhen Kontakt zum Technischen / Недопустимо увеличение высоты крана без согласования с технической службой производителя




Height under hook

Altezza sotto gancio




Hauteur sous crochet





Höhe unter dem Haken

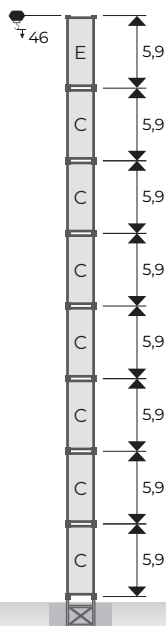
Высота под крюком

		
(m)	(type)	EN 14439 C25
1,5	CITY	

E	1,5 CITY/1,5 RTZ Connecting el. (5,9 m)
D	1,5 CITY Standard (2,95 m)
C	1,5 CITY Standard (5,9 m)
B	---

		
(m)	(m)	(t)
62,5	46	---

			
(type)	(type)	(type)	(t)
---	1,5 CITY	---	---



 (m)		 (m)														
		62,5	60	57,5	55	52,5	50	47,5	45	42,5	40	37,5	35	30	25	20
46	7xC + 1xE	X	\	\	\	\	\	\	\	\	\	\	\	\	\	X
43	6xC + 1xD + 1xE	X	X	\	X	X	X	\	\	\	\	\	\	\	X	X
40,5	6xC + 1xE	X	X	X	X	X	X	X	X	X	\	\	X	X	X	
37,5	5xC + 1xD + 1xE	X	X	X	X	X	X	X	X	X	X	X	X	X	X	
34,5	5xC + 1xE	X	X	X	X	X	X	X	X	X	X	X	X	X	X	
29	4xC + 1xE	X	X	X	X	X	X	X	X	X	X	X	X	X	X	
23	3xC + 1xE	X	X	X	X	X	X	X	X	X	X	X	X	X	X	
17	2xC + 1xE	X	X	X	X	X	X	X	X	X	X	X	X	X	X	

/	Not allowed configuration	X	Allowed configuration	1	Achievable without Booster element
---	---------------------------	---	-----------------------	---	------------------------------------



For different heights contact the technical department / Per altezze diverse contattare l'ufficio tecnico / Pour des hauteurs différentes contact le département technique / Für unterschiedliche Höhen Kontakt zum Technischen / Недопустимо увеличение высоты крана без согласования с технической службой производителя




Height under hook

Altezza sotto gancio




Hauteur sous crochet





Höhe unter dem Haken

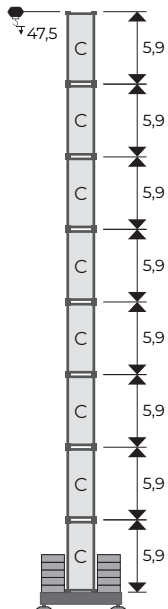
Высота под крюком





		
(m)	(type)	EN 14439 C25
1,5	RTZ	

E	---
D	1,5 RTZ Standard (2,95 m)
C	1,5 RTZ Standard (5,9 m)
B	---

		
(m)	(m)	(t)
62,5	47,5	100

			
(type)	(type)	(type)	(t)
---	---	Base 4,5 m HEB700 (1,5 RTZ)	5,000



 (m)		 (t) max	 (m)															
			62,5	60	57,5	55	52,5	50	47,5	45	42,5	40	37,5	35	30	25	20	
47,5	8xC	100	80	/	/	/	/	/	/	/	/	/	/	/	100	90		
45	7xC + 1xD	90	70	70	/	80	80	80	80	80	80	90	/	80	80	90	80	
42	7xC	80	60	60	70	70	70	70	70	70	70	80	70	70	70	80	70	
36	6xC	60	50	40	60	50	50	50	50	50	60	60	50	60	60	60	60	
30	5xC	50	50	40	40	40	40	40	40	40	40	50	50	50	50	50	40	
24	4xC	50	50	40	40	40	40	40	40	40	40	40	50	50	50	40	40	
18	3xC	50	50	40	40	40	40	40	40	40	40	40	50	50	50	40	40	

/ Not allowed configuration



For different heights contact the technical department / Per altezze diverse contattare l'ufficio tecnico / Pour des hauteurs différentes contact le département technique / Für unterschiedliche Höhen Kontakt zum Technischen / Недопустимо увеличение высоты крана без согласования с технической службой производителя




Height under hook

Altezza sotto gancio




Hauteur sous crochet





Höhe unter dem Haken

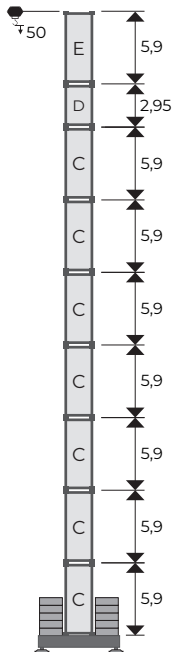
Высота под крюком



		
(m)	(type)	EN 14439 C25
1,7	CITY	

E	1,7 CITY/1,7 RTZ Connecting el. (5,9 m)
D	1,7 CITY Standard (2,95 m)
C	1,7 CITY Standard (5,9 m)
B	---

		
(m)	(m)	(t)
62,5	50	102

			
(type)	(type)	(type)	(t)
---	---	Base 4,5 m HEB900 (1,7 CITY)	5,100



(m)		(t) max	 (m)														
			62,5	60	57,5	55	52,5	50	47,5	45	42,5	40	37,5	35	30	25	20
50	7xC + 1xD + 1xE	102	91,8	91,8	/	/	102	102	102	102	/	/	/	102	102	102	102
47	7xC + 1xE	102	71,4	81,6	91,8	91,8	91,8	91,8	91,8	81,6	91,8	102	81,6	91,8	91,8	91,8	91,8
41,5	6xC + 1xE	81,6	51	61,2	71,4	71,4	71,4	71,4	71,4	61,2	71,4	81,6	71,4	71,4	71,4	81,6	71,4
35,5	5xC + 1xE	61,2	51	40,8	51	51	51	51	51	51	61,2	61,2	61,2	61,2	61,2	61,2	61,2
30	4xC + 1xE	51	51	40,8	40,8	40,8	40,8	40,8	40,8	40,8	40,8	40,8	51	51	51	51	40,8
24	3xC + 1xE	51	51	40,8	40,8	40,8	40,8	40,8	40,8	40,8	40,8	40,8	51	51	51	40,8	40,8
18	2xC + 1xE	51	51	40,8	40,8	40,8	40,8	40,8	40,8	40,8	40,8	40,8	51	51	51	40,8	40,8

/ Not allowed configuration



For different heights contact the technical department / Per altezze diverse contattare l'ufficio tecnico / Pour des hauteurs différentes contact le département technique / Für unterschiedliche Höhen Kontakt zum Technischen / Недопустимо увеличение высоты крана без согласования с технической службой производителя

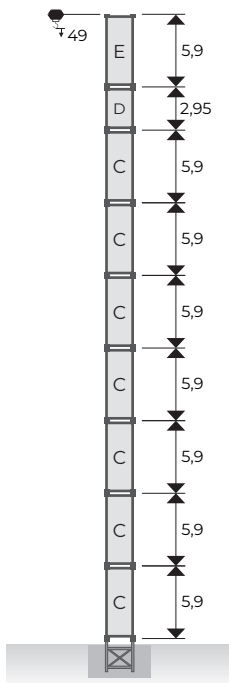
Height under hook	Altezza sotto gancio	Hauteur sous crochet	Höhe unter dem Haken	Высота под крюком
-------------------	----------------------	----------------------	----------------------	-------------------

(m)	(type)	EN 14439 C25
1,7	CITY	

E	1,7 CITY/1,7 RTZ Connecting el. (5,9 m)
D	1,7 CITY Standard (2,95 m)
C	1,7 CITY Standard (5,9 m)
B	---

(m)	(m)	(t)
62,5	49	---

(type)	(type)	(type)	(t)
---	1,7 CITY	---	---



		(m)														
		62,5	60	57,5	55	52,5	50	47,5	45	42,5	40	37,5	35	30	25	20
49	7xC + 1xD + 1xE	X	X	/	/	X	X	X	X	/	/	/	X	X	X	X
46	7xC + 1xE	X	X	X	X	X	X	X	X	X	X	X	X	X	X	X
40,5	6xC + 1xE	X	X	X	X	X	X	X	X	X	X	X	X	X	X	X
34,5	5xC + 1xE	X	X	X	X	X	X	X	X	X	X	X	X	X	X	X
29	4xC + 1xE	X	X	X	X	X	X	X	X	X	X	X	X	X	X	X
23	3xC + 1xE	X	X	X	X	X	X	X	X	X	X	X	X	X	X	X
17	2xC + 1xE	X	X	X	X	X	X	X	X	X	X	X	X	X	X	X

/	Not allowed configuration	X	Allowed configuration	1	Achievable without Booster element
---	---------------------------	---	-----------------------	---	------------------------------------



For different heights contact the technical department / Per altezze diverse contattare l'ufficio tecnico / Pour des hauteurs différentes contact le département technique / Für unterschiedliche Höhen Kontakt zum Technischen / Недопустимо увеличение высоты крана без согласования с технической службой производителя




Height under hook








Altezza sotto gancio

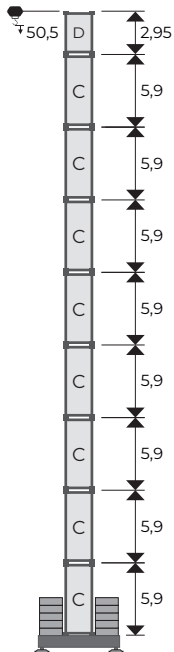
Hauteur sous crochet






Höhe unter dem Haken

Высота под крюком

			E	---
(m)	(type)	EN 14439 C25	D	1,7 RTZ Standard (2,95 m)
1,7	RTZ		C	1,7 RTZ Standard (5,9 m)
			B	---

						
(m)	(m)	(t)	(type)	(type)	(type)	(t)
62,5	50,5	120	---	---	Base 4,5 m HEB700 (1,7 RTZ)	5,000



 (m)		 (t) max	 (m)														
			62,5	60	57,5	55	52,5	50	47,5	45	42,5	40	37,5	35	30	25	20
			 (t)														
50,5	8xC + 1xD	120	100	100	110	110	110	110	110	110	110	120	100	110	110	110	110
47,5	8xC	110	80	90	100	100	90	90	100	90	100	110	90	100	100	100	100
42	7xC	80	60	70	80	70	70	70	70	70	80	80	70	80	80	80	80
36	6xC	60	50	50	60	60	50	50	50	50	60	60	50	60	60	60	60
30	5xC	50	50	40	40	40	40	40	40	40	40	50	50	50	50	50	50
24	4xC	50	50	40	40	40	40	40	40	40	40	40	50	50	50	40	40
18	3xC	50	50	40	40	40	40	40	40	40	40	40	50	50	50	40	40

/ Not allowed configuration



For different heights contact the technical department / Per altezze diverse contattare l'ufficio tecnico / Pour des hauteurs différentes contact le département technique / Für unterschiedliche Höhen Kontakt zum Technischen / Недопустимо увеличение высоты крана без согласования с технической службой производителя




Height under hook

Altezza sotto gancio




Hauteur sous crochet





Höhe unter dem Haken

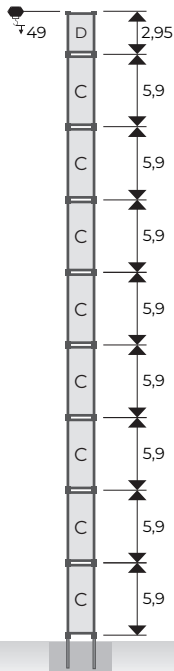
Высота под крюком




		
(m)	(type)	EN 14439 C25
1,7	RTZ	

E	---
D	1,7 RTZ Standard (2,95 m)
C	1,7 RTZ Standard (5,9 m)
B	---

		
(m)	(m)	(t)
62,5	49	---

			
(type)	(type)	(type)	(t)
1,7 RTZ	---	---	---

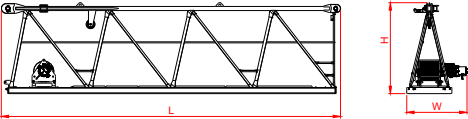
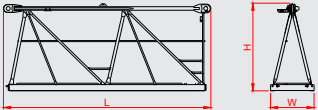
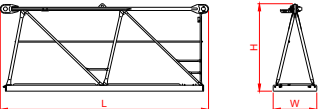
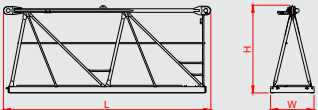
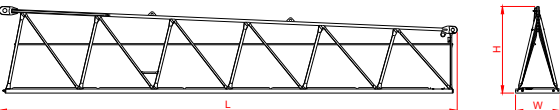
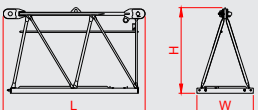
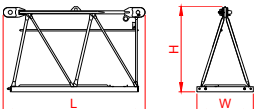


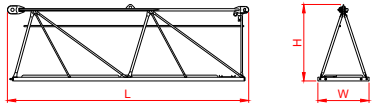
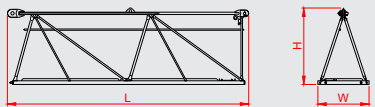
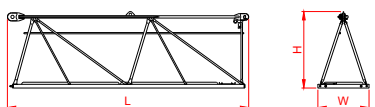
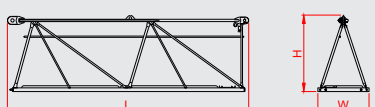
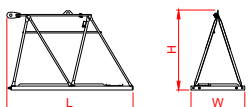
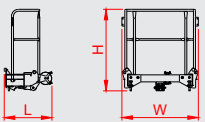
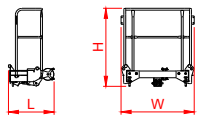
 (m)		 (m)														
		62,5	60	57,5	55	52,5	50	47,5	45	42,5	40	37,5	35	30	25	20
52	9xC	/	X	/	X	X	X	X	X	X	X	X	X	X	X	X
49	8xC + 1xD	X	X	X	X	X	X	X	X	X	X	X	X	X	X	X
46	8xC	X	X	X	X	X	X	X	X	X	X	X	X	X	X	X
40,5	7xC	X	X	X	X	X	X	X	X	X	X	X	X	X	X	X
34,5	6xC	X	X	X	X	X	X	X	X	X	X	X	X	X	X	X
29	5xC	X	X	X	X	X	X	X	X	X	X	X	X	X	X	X
23	4xC	X	X	X	X	X	X	X	X	X	X	X	X	X	X	X
17	3xC	X	X	X	X	X	X	X	X	X	X	X	X	X	X	X

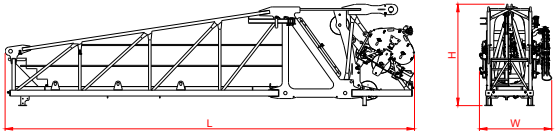
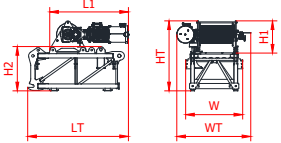
/	Not allowed configuration	X	Allowed configuration	1	Achievable without Booster element
---	---------------------------	---	-----------------------	---	------------------------------------

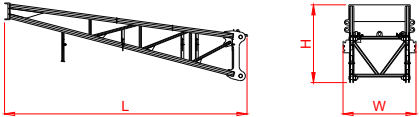
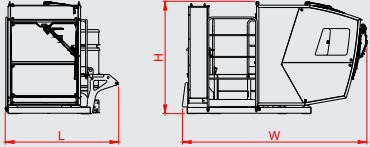
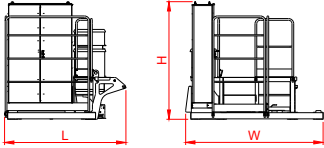
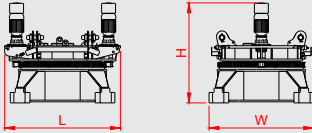
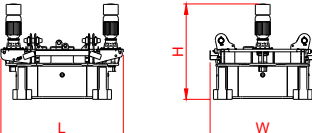
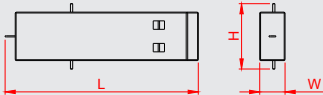
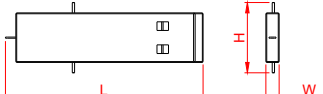


For different heights contact the technical department / Per altezze diverse contattare l'ufficio tecnico / Pour des hauteurs différentes contact le département technique / Für unterschiedliche Höhen Kontakt zum Technischen / Недопустимо увеличение высоты крана без согласования с технической службой производителя


Dimensions		Dimensioni			Encombremet		Abmessungen		Размеры	
ELEMENT	COMPOSITION	Q,TY	DIMENSIONS (m)			WEIGHT (kg)		DRAWING		
			L	W	H	UNIT	TOTAL			
Jib element 1	Including: trolley winch and accessories	1	8,27	1,47	2,22	2420	2420			
Jib element 2	Including: accessories	1	5,25	1,10	2,22	1050	1050			
Jib element 3	Including: accessories	1	5,26	1,10	2,21	950	950			
Jib element 4	Including: accessories	1	5,26	1,10	2,16	850	850			
Jib element 5	Including: accessories	1	11,25	1,10	2,13	1500	1500			
Jib element 6	Including: accessories	1	2,77	1,10	1,67	350	350			
Jib element 7	Including: accessories	1	2,74	1,10	1,67	300	300			


Dimensions		Dimensioni			Encombremet		Abmessungen		Размеры	
ELEMENT	COMPOSITION	Q.TY	DIMENSIONS (m)			WEIGHT (kg)		DRAWING		
			L	W	H	UNIT	TOTAL			
Jib element 8	Including: accessories	1	5,19	1,10	1,65	480	480			
Jib element 9	Including: accessories	1	5,17	1,10	1,65	400	400			
Jib element 10	Including: accessories	1	5,15	1,10	1,64	350	350			
Jib element 11	Including: accessories	1	5,15	1,10	1,64	300	300			
Jib element 12	Including: accessories	1	2,58	1,10	1,64	180	180			
Tip pull II	Including: rope connection device	1	0,82	1,31	1,40	120	120			
Tip pull IV	Including: rope connection device	1	0,81	1,31	1,40	100	100			

Dimensions		Dimensioni			Encombrement		Abmessungen		Размеры	
ELEMENT	COMPOSITION	Q.TY	DIMENSIONS (m)			WEIGHT (kg)		DRAWING		
			L	W	H	UNIT	TOTAL			
1st counterjib element	Including: gratings, trolley, hook block and accessories	1	9,79	1,73	2,43	4000	4000			
ELEMENT	COMPOSITION	Q.TY	DIMENSIONS (m)			WEIGHT (kg)		DRAWING		
			LT	W	H2	UNIT	TOTAL			
Counter-intermediate jib section (winch: 22 kW)	Including: accessories	1	2,34	1,32	1,03	1200	1200			
Counter-intermediate jib section (winch: 30 kW)		1	2,57	1,32	1,03	1600	1600			
ELEMENT	COMPOSITION	Q.TY	L1	H1	HT	WT	UNIT	TOTAL		
22 kW	---	pcs 1- depending on crane configuration	1,90	0,80	1,65	1,75	650	650		
30 kW	---		2,10	0,90	1,80	1,81	1050	1050		

Dimensions		Dimensioni		Encombremet		Abmessungen		Размеры	
ELEMENT	COMPOSITION	Q,TY	DIMENSIONS (m)			WEIGHT (kg)		DRAWING	
			L	W	H	UNIT	TOTAL		
Counter-jib end section	---	1	4,43	1,33	1,65	550	550		
Access balcony	Including: cabin, railings and electrical box	1	2,35	3,82	2,33	2000	2000		
Access balcony (without cabin)	Including: railings and electrical box (excluding cabin)	1	2,35	2,66	2,28	1500	1500		
Turntable, main bearing and main bearing base - tower attachment 1,7 m	Including: manifold, electrical cables and accessories	1	2,11	1,90	1,82	3500	3500		
Turntable, main bearing and main bearing base - tower attachment 1,5 m	Including: manifold, electrical cables and accessories	1	2,11	1,81	1,64	3100	3100		
Counterweight block	---	1	3,43	0,45	1,06	3000	---		
Counterweight block	---	1	3,43	0,23	1,06	1500	---		

Trasport	Transporto	Transporte	Transport	Транспортировка
----------	------------	------------	-----------	-----------------

	62,5 m	Top part / Parte rotante / Partie tournante / Drehender Kranteil / Поворотная часть
		Included counter weight and cabin / Cabina e contrappesi inclusi / Cabine et contrepoids incluses / Kabine und Gegengewichts Blöcke – inbegriffen / Противовес включен - кабина

	3 x 13,60
	1 x 6,00

Control system	Sistema di controllo	Système de contrôle	Steuerungssystem	Система управления
----------------	----------------------	---------------------	------------------	--------------------


	CONCORE
---	---------

The result of extensive research and development based on customer feedback, the CONCORE control system is a latest-generation software, designed and developed in-house, for use with RAIMONDI CRANES S.p.A. a S.U. production cranes.

The control system allows the crane to be used for all its permissible purposes, the main safety systems to be constantly monitored, and the main operating functions of the machine to be parameterised and customised.


The main features of the human-machine interface are:











Colour touch screen monitor with wide viewing angle LCD
Resistive touch panel
Dedicated memory capacity
Ethernet
The SD / SDHC card slot
USB host port
Remote HMI access

















 Raimondi


Key



Key		Legenda	Légende	Zeichenerklärung	Условные обозначения	
		EN	IT	FR	DE	RU
	UL	Load diagrams with ultralift control	Curva di carico Ultralift	Courbes de charges Ultralift	Ultralift Lastkurven	Кривой Груз Ultralift
		Hook / tower axis distance	Interasse gancio / asse torre	Distance crochet / axe de la tour	Abstand Haken-Turmachse	Положение подъемного крюка относительно оси башни
		Mechanisms	Azionamenti	Mécanismes	Antriebe	Приводы
		Jib	Freccia	Flèche	Kranarm	стрела крана
		Hook / tower axis distance with maximum load	Interasse gancio / asse torre con carico massimo	Distance crochet / axe de la tour avec la charge maximale	Abstand Haken-Turmachse (bei maximaler Last)	Положение подъемного крюка относительно оси башни при котором можно поднять максимальный груз
		Base ballast blocks	Blocchi zavorra di base	Blocs de lest	Grundballast	блок балласта
		Counterweight blocks (Counterjib)	Blocco di contrappeso (Controfreccia)	Bloc de contrepoid (Contreflèche)	Gegengewichtsblöcke (gegenausleger)	Плиты противовеса (контр-стрела)
		Total counterweighting (Counterjib)	contrappesatura totale (Controfreccia)	Contrepoids total (Contreflèche)	Gesamt gegenauslegerballast (gegenausleger)	Тотальный балласт контр-стрелы (контр-стрела)
		Hoisting	Sollevamento	Levage	Heben	Подъем
		Trolleying	Traslazione carrello	Distribution	Katzfahren	Перемещение по стреле
		Slewing	Rotazione	Orientation	Schwenken	Поворот
		Tower width	Larghezza torre	Largeur de la tour	Turmelementbreite	Ширина башни
		Speed	Velocità	Vitesse	Geschwindigkeit	скорость

	Key	Legenda	Légende	Zeichenerklärung	Условные обозначения
	EN	IT	FR	DE	RU
	Height under hook	Altezza sotto gancio	Hauteur sous crochet	Höhe unter dem Haken	Высота под крюком
	Two - rope pull	Tiro a 2 funi	Tir à deux câbles	Einscherung 2/1	Двукратная запасовка тросов
	Four - rope pull	Tiro a 4 funi	Tir à quatre câbles	Einscherung 4/1	Четырехкратная запасовка тросов
	Base on steel pads	Base con piedi regolabili	Grue sur pieds réglables	Kran auf verstellbaren Füßen	Кран на регулируемых лапах
	Travelling base	Base traslante	Grue à traslation	Fahrbarer Kran	Кран передвижной
	Foundation legs	Gambe di fondazione	Pieds de fondation	Ankerbeine	Ножки основания
	Expendable foundation element	Tronchetto di fondazione	Elément a sceller	Fundamentanker	Анкер
	Required power	Potenza richiesta	Puissance requise	Erforderliche Leistung	Потребляемая мощность
	Wind conditions according to: ...	Condizioni del vento secondo norma: ...	Profil de vent suivant : ...	Windbedingungen gemäss: ...	Ветровой режим в соответствии с...
	Characteristics of the rope	Caratteristiche della fune	Caractéristiques de le du câble	Eigenschaften des Seils	Характеристики веревки
	Container	Container	Conteneur	Container	Футовый контейнер
	Lorry	Camion	Camion	Lkw	Грузовой автомобиль
	Max load	Carico massimo	Charge maximale	Maximale Belastung	максимальная нагрузка





EN	The data presented in this product guide is subject to change without prior notice. Being an non-binding commercial document, the reader is required to consult instruction manuals for all technical information.
IT	I dati contenuti nel presente catalogo potrebbero subire modifiche senza preavviso. Essendo un documento commerciale non vincolante si fa obbligo di consultare il manuale di istruzioni per tutte le informazioni tecniche.
FR	Les informations données dans les fiches présentes peuvent subir des modifications sans préavis. Étant un document commercial non contraignant, il est nécessaire de consulter le manuel d'instructions pour toutes les informations techniques.
DE	Die daten der vorliegenden blätter könnten ohne vorankündigung geändert werden. Unverbindliches Vertriebsdokument. Für technische Informationen, siehe die entspr chenden Anweisungen.
RU	данные, указанные в настоящих спецификациях, могут изменяться без предварительного предупреждения. Этот коммерческий документ не является юридически обязательным. Для получения технической информации, см. соответствующие инструкции.



RAIMONDI CRANES S.p.A. a S.U.

Via Donatori Volontari del Sangue, 100 | 20004 Arluno MI – Italy
T. +39 02 897 086 10 | info@raimondicranes.com | www.raimondi.com